



SHANDONG YIKAIDE HYDRAULIC CO., LTD

2024. 11

Enterprise Profile >>

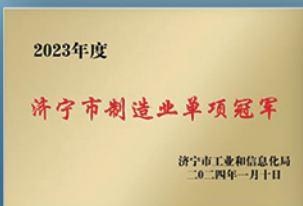


Shandong Yikaide Hydraulic Co., Ltd. is located in Zoucheng, Jining, Shandong China. The company was established in 2013 and is a high-tech enterprise integrating R&D, manufacturing, sales and service of hydraulic components.


The company covers an area of about 20,000 square meters, with a high-tech plant of 10,000 square meters, more than 80 high-precision processing equipment, more than 10 precision testing instruments, and more than 20 test and detection equipment. The company has 5 invention patents and 26 utility model patents, and has won the "National High-tech Enterprise", "Provincial Specialized and New Enterprise", "Jining One Enterprise One Technology R&D Center Enterprise", and passed the ISO9001 quality system certification.

The main products are central swivel joints, multi-way directional valves, counterbalance valves, solenoid valves, manual pumps, synchronous valves, etc. The products are widely used in engineering machinery, mining machinery, special walking machinery, agricultural and forestry machinery and other industries.

Enterprise Honour >>



▶ Product display >>



▶ Enterprise display >>



Company gate



Company Overview



Manufacturing workshop



Test Bench



Cylindricity instrument



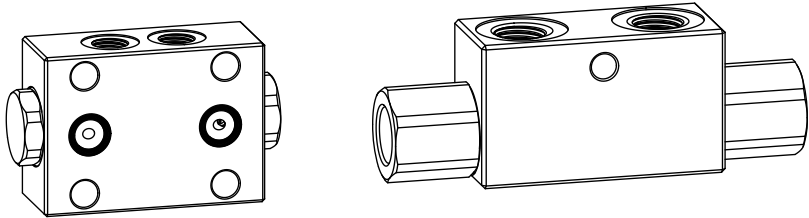
Coordinate Measuring Machine

C o n t e n t s

01	Pilot operated check valve	001~015
02	Counterbalance valve	016~027
03	Multi-way Directional valve	028~057
04	Comprehensive valve	058~081
05	Central swivel joint	082~155

01

Pilot Operated Check Valve



Features

- Flange and pipe installation methods
- Double sets of working oil ports with no leakage
- Stable opening pressure
- Compact structure, easy installation
- Effective resistance to oil pressure shock

Functional Description

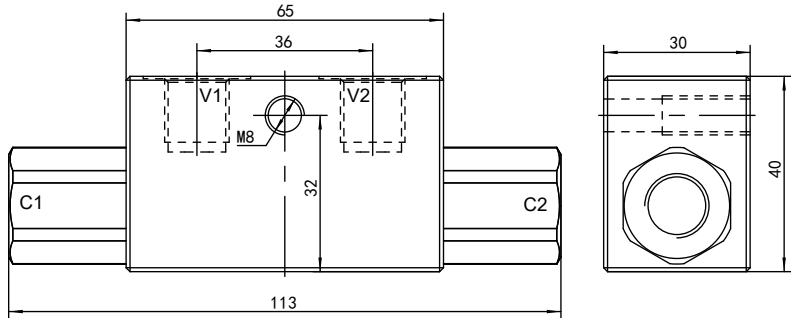
The bidirectional pilot operated check valve consists of two hydraulic control one-way valves and a pilot valve core and has good locking performance.

The oil is allowed to flow freely from V1 to C1 or V2 to C2, while the valves remain closed (blocked) in the opposite directions (C1 to V1 or C2 to V2) to hold or lock the hydraulic cylinder or other actuators; reverse flow occurs only when there is sufficient pilot pressure at V1 or V2, at which point V1 or V2 acts as the pilot port for the other side and pushes the piston pushing the valve core off the valve seat.

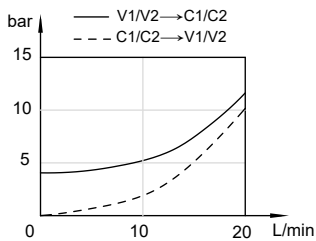
Model \ Parameter	Installation	Oil port	Max pressure	Max flow	Pilot ratio	Page
VBPDE G14 L	Tubular	G1/4	32MPa	20L/min	1:5.7	003
VBPDE G12 LA	Tubular	G1/2	32MPa	70L/min	1:4	004
VBPDE G14 2 CEXC	Tubular	G1/4	32MPa	20L/min	1:5.7	005
VBPDE G38 LA	Tubular	G3/8	32MPa	25L/min	1:4.4	006
VBPDE G12 A	Tubular	G1/2	32MPa	55L/min	1:4.5	007
VBPSL G38	Tubular	G3/8	30MPa	30L/min	1:6.5	008
SO-K6B-5W	Flange	M10×1	32MPa	10L/min	1:6.5	009
SO-K6B-9W	Flange	M14×1.5	32MPa	10L/min	1:4	010
SO-K6L-1W	Tubular	M14×1.5	32MPa	12L/min	1:6.6	011
SO-K8B-1	Flange	G3/8	32MPa	40L/min	1:5.1	012
SO-K8B-2	Flange	M18×1.5	32MPa	25L/min	1:6.6	013
SO-K8B-3	Flange	M14×1.5	32MPa	25L/min	1:5.1	014
SO-K8L-2	Tubular	G3/8	32MPa	30L/min	1:5.1	015

VBPDE G14 L

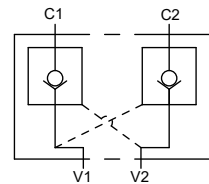
Outline drawing



Performance curve graph



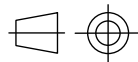
Schematic diagram



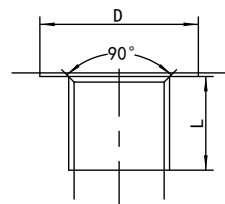
Technical parameters

Parameter	Model	VBPDE G14 L
Oil port thread		G1/4 D=22 L=13
Oil port standard		ISO 1179-1
Max flow		20L/min
Max pressure		32MPa
Pilot ratio		1:5.7
Weight		0.65kg
Operating temperature		-30~100°C
Working medium		46#Anti-wear hydraulic oil
Oil cleanliness		NAS1638 9&ISO4406 20/18/15
Valve body		45 steel, surface electroplating treatment

View



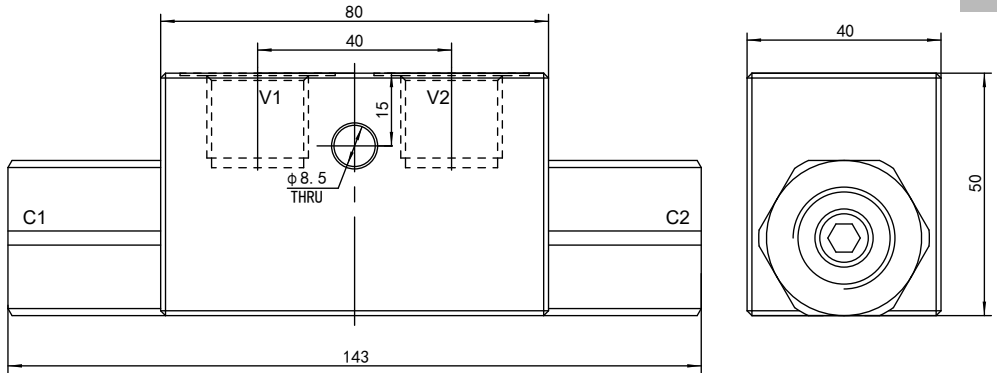
Port



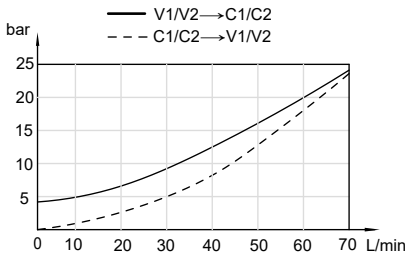
VBPDE G12 LA

Outline drawing

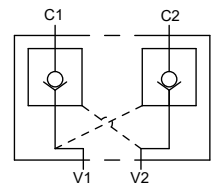
01



Performance curve graph



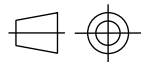
Schematic diagram



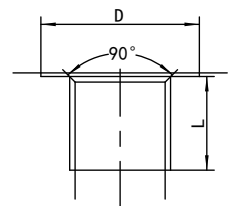
Technical parameters

Parameter	Model	VBPDE G12 LA
Oil port thread		G1/2 D=32 L=16
Oil port standard		ISO 1179-1
Max flow		70L/min
Max pressure		32MPa
Pilot ratio		1:4
Weight		1.4kg
Operating temperature		-30~100°C
Working medium		46#Anti-wear hydraulic oil
Oil cleanliness		NAS1638 9&ISO4406 20/18/15
Valve body		45 steel, surface electroplating treatment

View

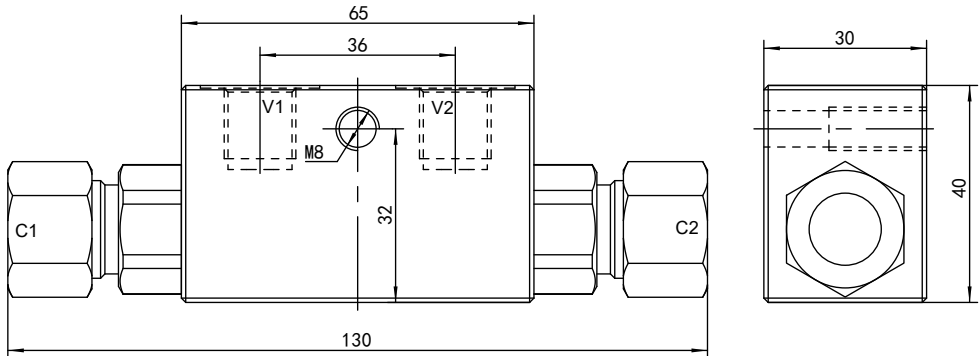


Port

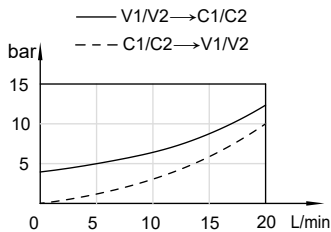


VBPDE G14 2 CEXC

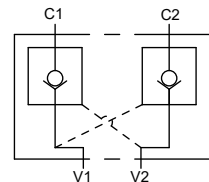
Outline drawing



Performance curve graph



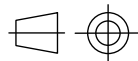
Schematic diagram



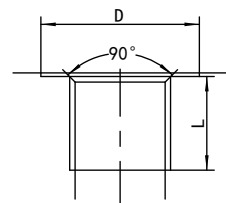
Technical parameters

Parameter	Model	VBPDE G14 2 CEXC
Oil port thread		G1/4 D=22 L=13
Oil port standard		ISO 1179-1
Max flow		20L/min
Max pressure		32MPa
Pilot ratio		1:5.7
Weight		0.66kg
Operating temperature		-30~100°C
Working medium		46#Anti-wear hydraulic oil
Oil cleanliness		NAS1638 9&ISO4406 20/18/15
Valve body		45 steel, surface electroplating treatment

View

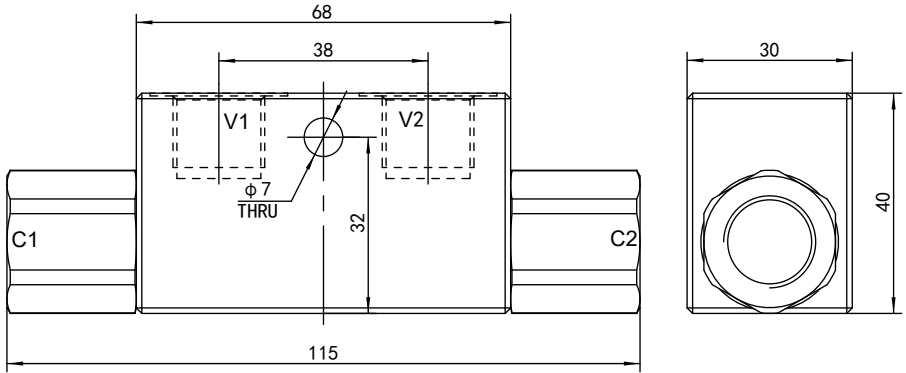


Port



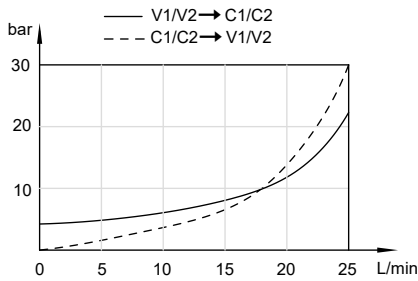
VBPDE G38 LA

Outline drawing

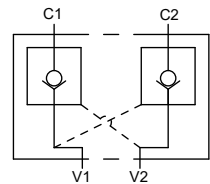


01

Performance curve graph



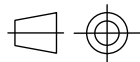
Schematic diagram



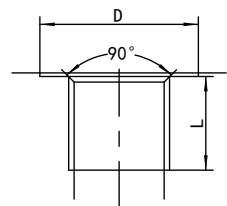
Technical parameters

Parameter	Model	VBPDE G38 LA
Oil port thread		G3/8 D=25 L=13
Oil port standard		ISO 1179-1
Max flow		25L/min
Max pressure		32MPa
Pilot ratio		1:4.4
Weight		0.65kg
Operating temperature		-30~100°C
Working medium		46#Anti-wear hydraulic oil
Oil cleanliness		NAS1638 9&ISO4406 20/18/15
Valve body		45 steel, surface electroplating treatment

View

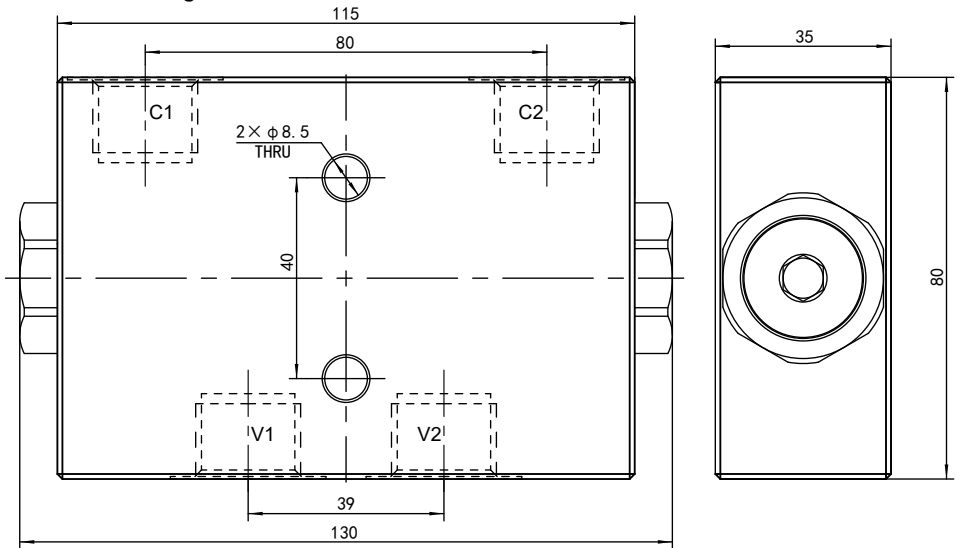


Port

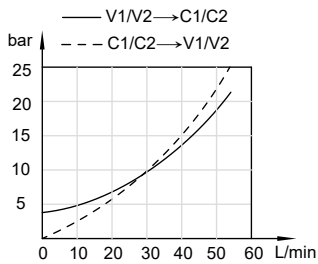


VBPDE G12 A

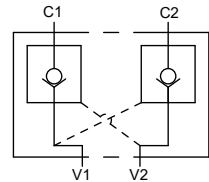
Outline drawing



Performance curve graph



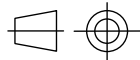
Schematic diagram



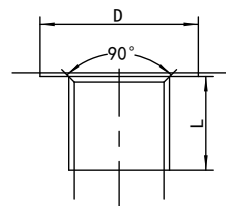
Technical parameters

Parameter	Model	VBPDE G12 A
Oil port thread		G1/2 D=31 L=15
Oil port standard		ISO 1179-1
Max flow		55L/min
Max pressure		32MPa
Pilot ratio		1:4.5
Weight		2.2kg
Operating temperature		-30~100°C
Working medium		46#Anti-wear hydraulic oil
Oil cleanliness		NAS1638 9&ISO4406 20/18/15
Valve body		45 steel, surface electroplating treatment

View

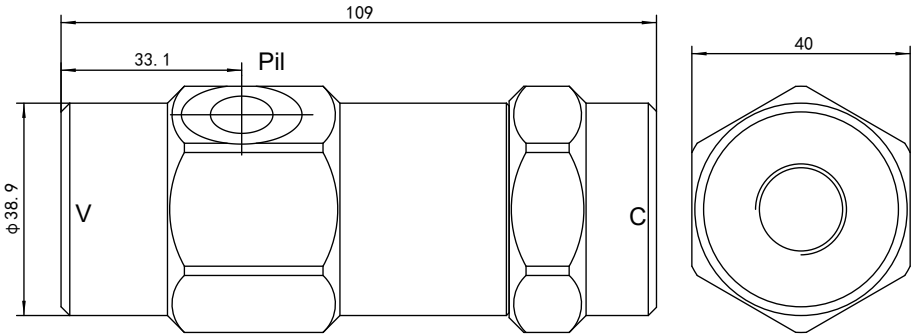


Port



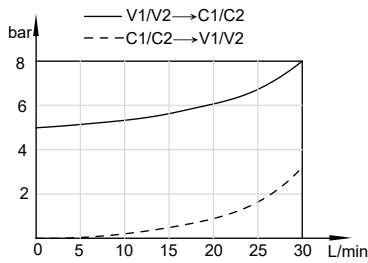
VBPSL G38

Outline drawing

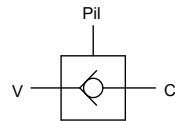


01

Performance curve graph



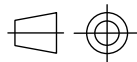
Schematic diagram



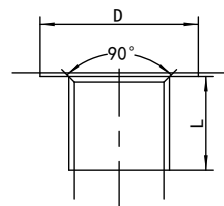
Technical parameters

Parameter	Model	VBPSL G38
Oil port thread V.C		G3/8 L=14
Oil port thread Pil		G1/4 D=22 L=12
Oil port standard		ISO 1179-1
Max flow		30L/min
Max pressure		30MPa
Pilot ratio		1:6.5
Weight		0.9kg
Operating temperature		-30~100°C
Working medium		46#Anti-wear hydraulic oil
Oil cleanliness		NAS1638 9&ISO4406 20/18/15
Valve body		45 steel, surface electroplating treatment

View

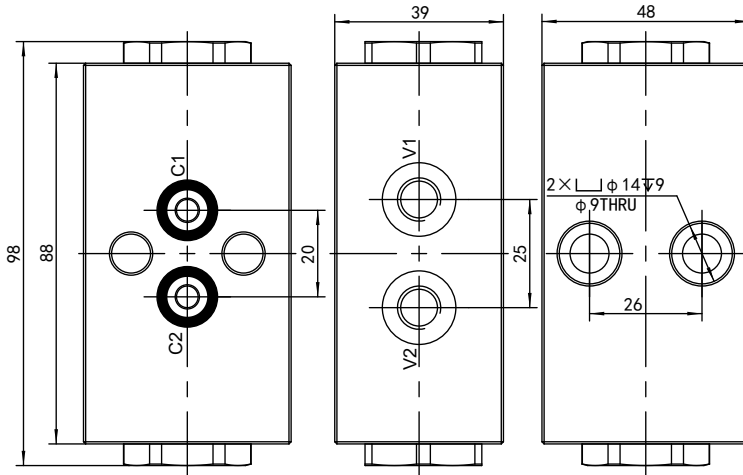


Port

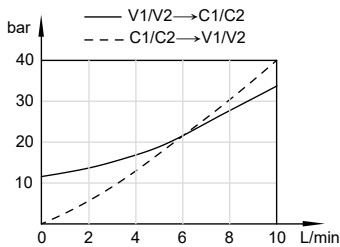


SO-K6B-5W

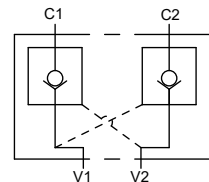
Outline drawing



Performance curve graph



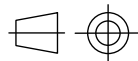
Schematic diagram



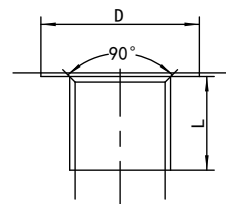
Technical parameters

Parameter	Model	SO-K6B-5W
Oil port thread		M10×1 D=17 L=10
Oil port standard		ISO 9974-1
Max flow		10L/min
Max pressure		32MPa
Pilot ratio		1:6.5
Weight		1.2kg
Operating temperature		-30~100°C
Working medium		46#Anti-wear hydraulic oil
Oil cleanliness		NAS1638 9&ISO4406 20/18/15
Valve body		45 steel, surface electroplating treatment
Sealing form		O-Ring(NBR)
Sealing ring specifications		Ø2.4×IDØ9.4

View

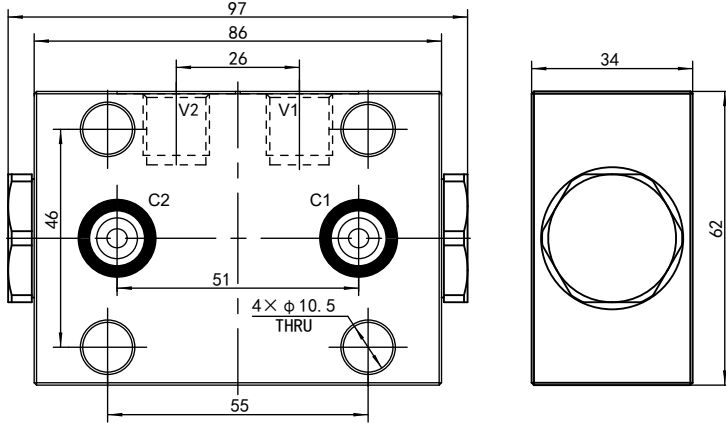


Port

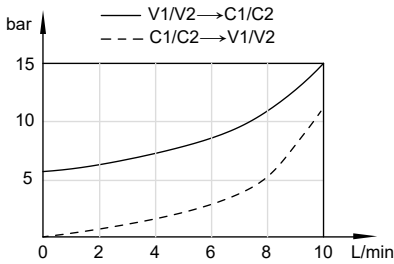


SO-K6B-9W

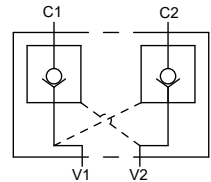
Outline drawing



Performance curve graph



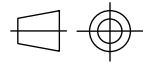
Schematic diagram



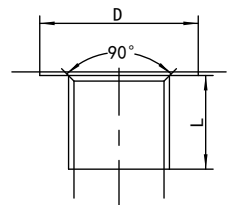
Technical parameters

Parameter	Model	SO-K6B-9W
Oil port thread		M14×1.5 D=25 L=13
Oil port standard		ISO 9974-1
Max flow		10L/min
Max pressure		32MPa
Pilot ratio		1:4
Weight		1.25kg
Operating temperature		-30~100℃
Working medium		46#Anti-wear hydraulic oil
Oil cleanliness		NAS1638 9&ISO4406 20/18/15
Valve body		45 steel, surface electroplating treatment
Sealing form		O-Ring(NBR)
Sealing ring specifications		Ø2.4×IDØ11.2

View

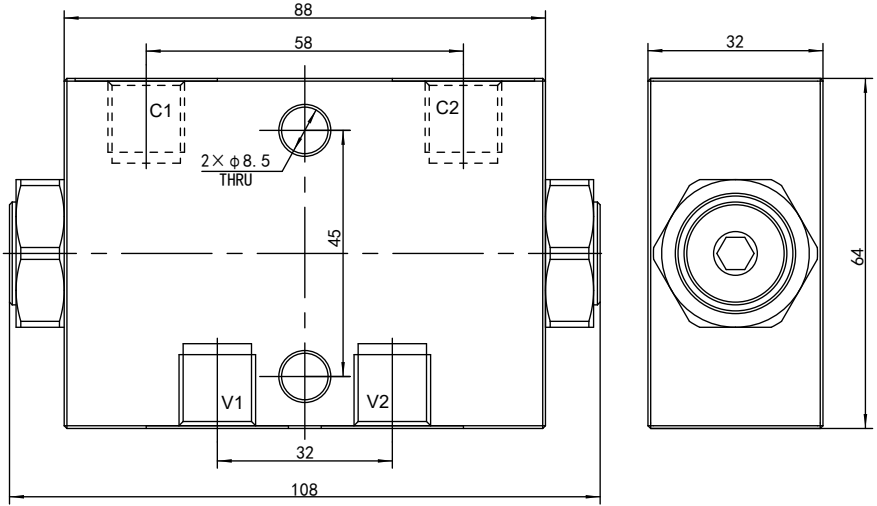


Port

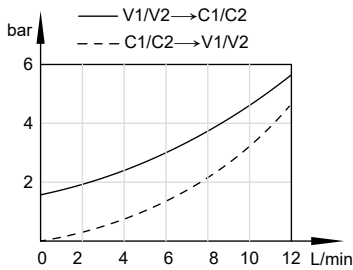


SO-K6L-1W

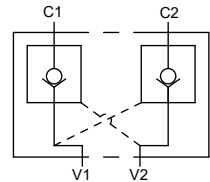
Outline drawing



Performance curve graph



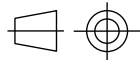
Schematic diagram



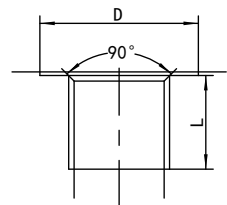
Technical parameters

Parameter	Model	SO-K6L-1W
Oil port thread		M14×1.5 D=26 L=14
Oil port standard		ISO 9974-1
Max flow		12L/min
Max pressure		32MPa
Pilot ratio		1:6.6
Weight		1.3kg
Operating temperature		-30~100°C
Working medium		46#Anti-wear hydraulic oil
Oil cleanliness		NAS1638 9&ISO4406 20/18/15
Valve body		45 steel, surface electroplating treatment

View

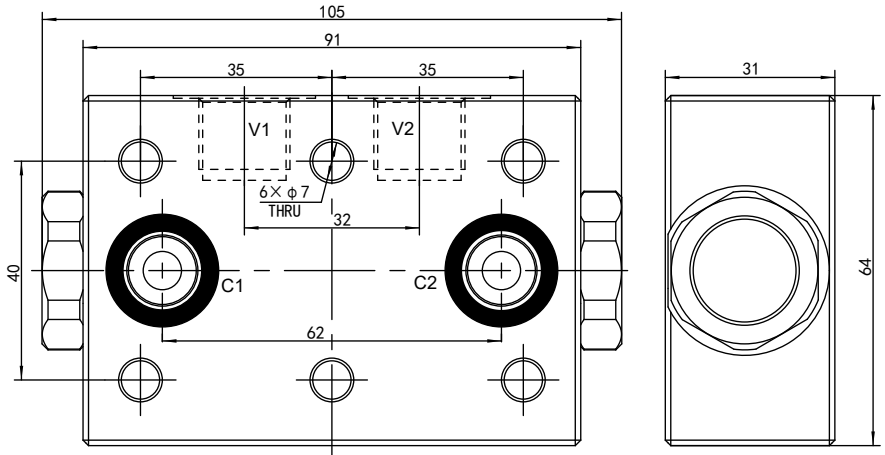


Port



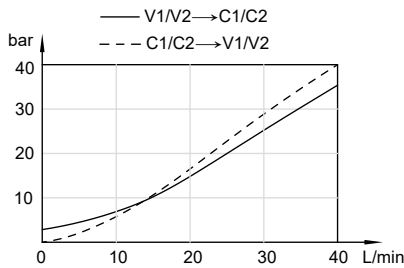
SO-K8B-1

Outline drawing

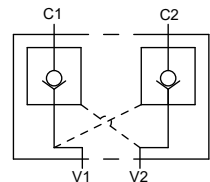


01

Performance curve graph



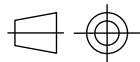
Schematic diagram



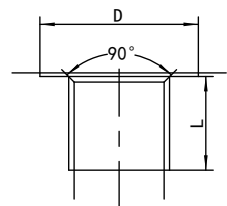
Technical parameters

Parameter	Model	SO-K8B-1
Oil port thread		G3/8 D=28 L=13
Oil port standard		ISO 1179-1
Max flow		40L/min
Max pressure		32MPa
Pilot ratio		1:5.1
Weight		1.2kg
Operating temperature		-30~100°C
Working medium		46#Anti-wear hydraulic oil
Oil cleanliness		NAS1638 9&ISO4406 20/18/15
Valve body		45 steel, surface electroplating treatment
Sealing form		O-Ring(NBR)
Sealing ring specifications		Ø2.4×IDØ15.2

View

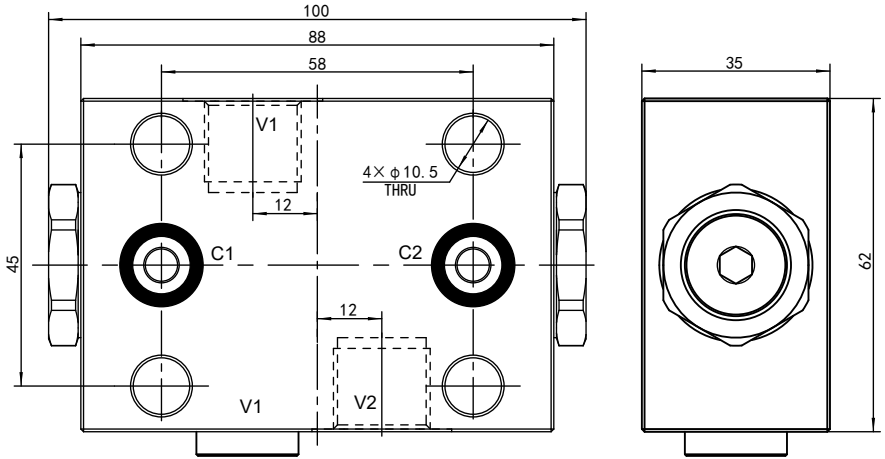


Port

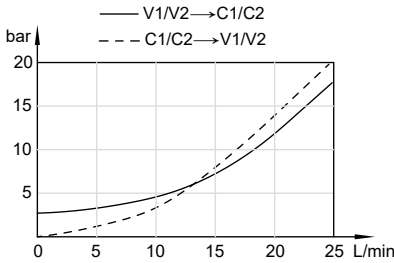


SO-K8B-2

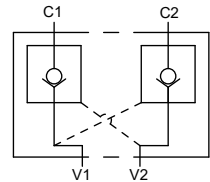
Outline drawing



Performance curve graph



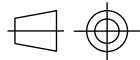
Schematic diagram



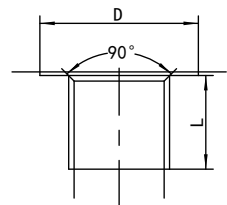
Technical parameters

Parameter	Model	SO-K8B-2
Oil port thread		M18×1.5 D=28 L=15
Oil port standard		ISO 9974-1
Max flow		25L/min
Max pressure		32MPa
Pilot ratio		1:6.6
Weight		1.2kg
Operating temperature		-30~100°C
Working medium		46#Anti-wear hydraulic oil
Oil cleanliness		NAS1638 9&ISO4406 20/18/15
Valve body		45 steel, surface electroplating treatment
Sealing form		O-Ring(NBR)
Sealing ring specifications		Ø2.65×IDØ11

View

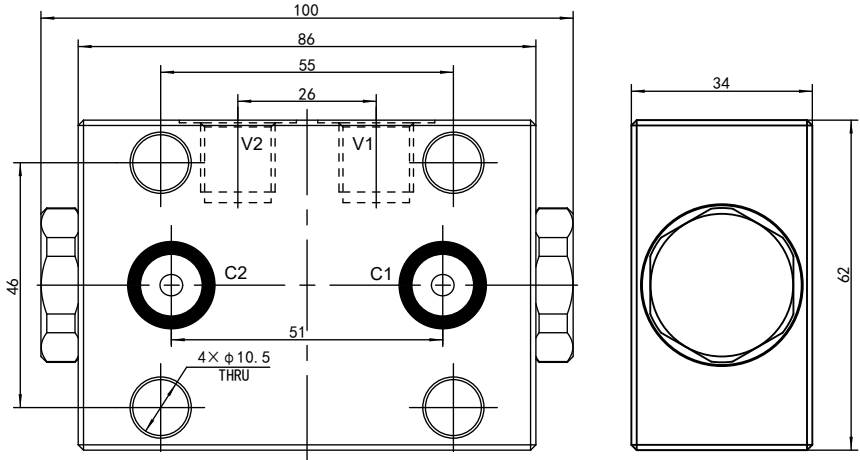


Port



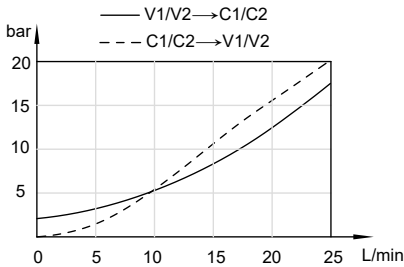
SO-K8B-3

Outline drawing

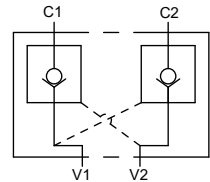


01

Performance curve graph



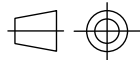
Schematic diagram



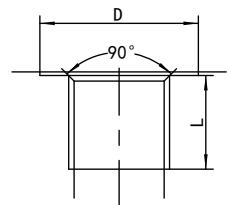
Technical parameters

Parameter	Model	SO-K8B-3
Oil port thread		M14×1.5 D=22 L=13
Oil port standard		ISO 9974-1
Max flow		25L/min
Max pressure		32MPa
Pilot ratio		1:5.1
Weight		1.3kg
Operating temperature		-30~100°C
Working medium		46#Anti-wear hydraulic oil
Oil cleanliness		NAS1638 9&ISO4406 20/18/15
Valve body		45 steel, surface electroplating treatment
Sealing form		O-Ring(NBR)
Sealing ring specifications		Ø2.4×IDØ11.6

View

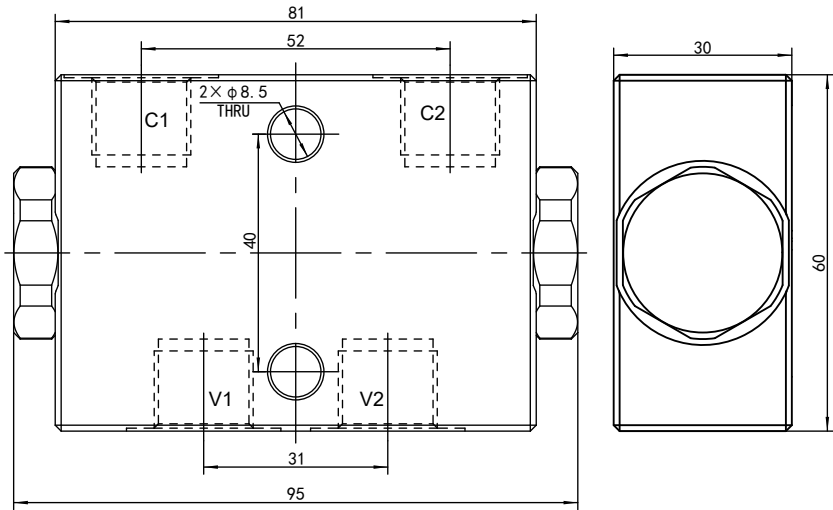


Port

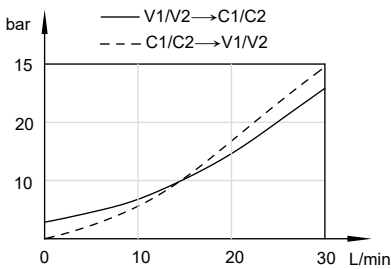


SO-K8L-2

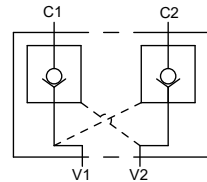
Outline drawing



Performance curve graph



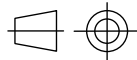
Schematic diagram



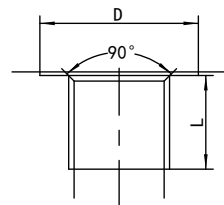
Technical parameters

Parameter	Model	SO-K8L-2
Oil port thread		G3/8 D=28 L=13
Oil port standard		ISO 1179-1
Max flow		30L/min
Max pressure		32MPa
Pilot ratio		1:5.1
Weight		1kg
Operating temperature		-30~100°C
Working medium		46#Anti-wear hydraulic oil
Oil cleanliness		NAS1638 9&ISO4406 20/18/15
Valve body		45 steel, surface electroplating treatment

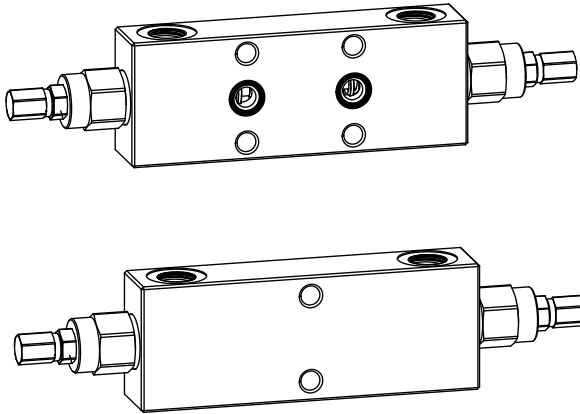
View



Port



Counterbalance Valve



Features:

- Flange and pipe installation methods
- Double sets of working oil ports with no leakage
- Stable opening pressure
- Compact structure, easy installation
- Effective resistance to oil pressure shock

Functional Description :

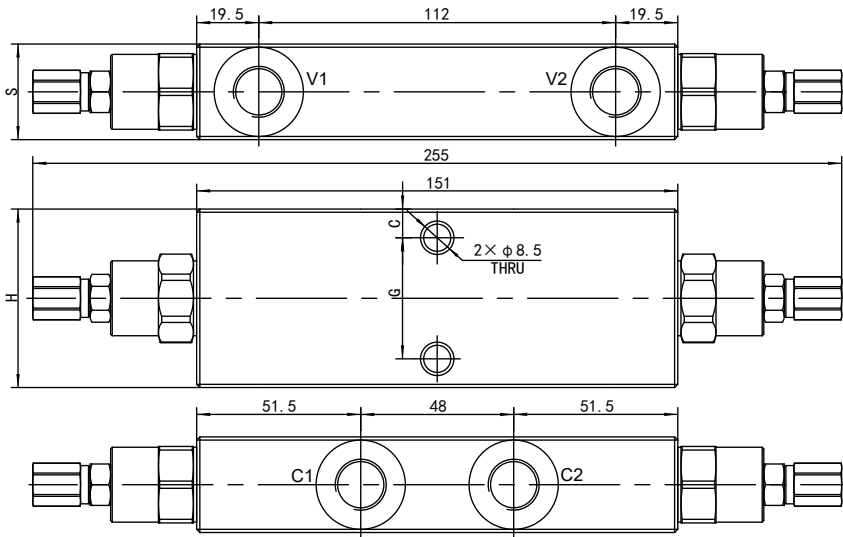
The counterbalance valve is composed of a check valve and a relief valve core, which has the functions of load holding, safe load and preventing the actuator from losing control.

Counterbalance valve achieves static and dynamic control by regulating the hydraulic oil flowing into and out of the actuator through C1 and C2. V1 or V2 acts as a pilot port for the other side, pushing the piston to overcome the spring pressure of the relief valve to push the spool away from the seat. The pressure setting of the relief valve is reduced proportionally according to the ratio until it opens and allows reverse flow. V1 or V2 can be set to a certain operating back pressure according to the pressure.

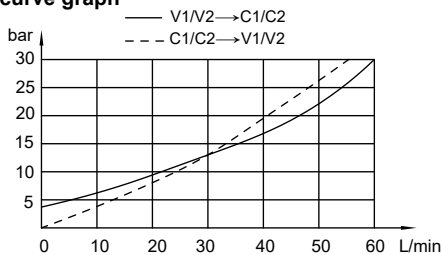
Model	Parameter	Installation	Oil port	Max pressure	Max flow	Pilot ratio	Page
VBCD-M18-DE		Tubular	M18×1.5	32MPa	40L/min	1:4.25	018
VBCD-M22-DE		Tubular	M22×1.5	32MPa	60L/min	1:4.25	018
VBCD-G38-DE		Tubular	G3/8	32MPa	40L/min	1:4.25	019
VBCD-G12-DE		Tubular	G1/2	32MPa	60L/min	1:4.25	019
VBCD-M18-DE-FL		Flange	M18×1.5	32MPa	40L/min	1:4.25	020
VBCD-M22-DE-FL		Flange	M22×1.5	32MPa	60L/min	1:4.25	020
VBCD-G38-DE-FL		Flange	G3/8	32MPa	40L/min	1:4.25	021
VBCD-G12-DE-FL		Flange	G1/2	32MPa	60L/min	1:4.25	021
VBCD-M18-SE		Tubular	M18×1.5	32MPa	40L/min	1:4.25	022
VBCD-M22-SE		Tubular	M22×1.5	32MPa	60L/min	1:4.25	022
VBCD-G38-SE		Tubular	G3/8	32MPa	40L/min	1:4.25	023
VBCD-G12-SE		Tubular	G1/2	32MPa	60L/min	1:4.25	023
VBCD-M18-SE-FL		Flange	M18×1.5	32MPa	40L/min	1:4.25	024
VBCD-M22-SE-FL		Flange	M22×1.5	32MPa	60L/min	1:4.25	024
VBCD-G38-SE-FL		Flange	G3/8	32MPa	40L/min	1:4.25	025
VBCD-G12-SE-FL		Flange	G1/2	32MPa	60L/min	1:4.25	025
VBCD-G38-DE-A		Tubular	G3/8	32MPa	40L/min	1:4.25	026
VBCD-G12-DE-A		Tubular	G1/2	32MPa	60L/min	1:4.25	026
VBCD-G38-DE-W		Tubular	G3/8	35MPa	35L/min	1:3.1	027

VBCD-M**-DE

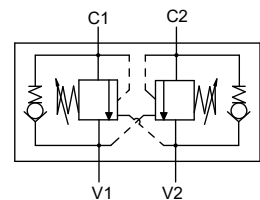
Outline drawing



Performance curve graph



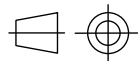
Schematic diagram



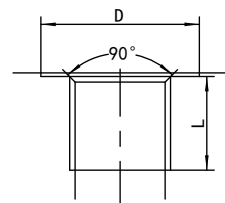
Technical parameters

Parameter	Model	VBCD-M18-DE	VBCD-M22-DE
H		55	65
S		30	35
C		8.5	11
G		38	43
Oil port thread		M18×1.5 D=28 L=15	M22×1.5 D=32 L=16
Oil port standard		ISO 9974-1	
Max flow		40L/min	60L/min
Max pressure		32MPa	
Pilot ratio		1:4.25	
Weight		1.9kg	2.5kg
Operating temperature		-30~100°C	
Working medium		46#Anti-wear hydraulic oil	
Oil cleanliness		NAS1638 9&ISO4406 20/18/15	
Valve body		45 steel, surface electroplating treatment	

View

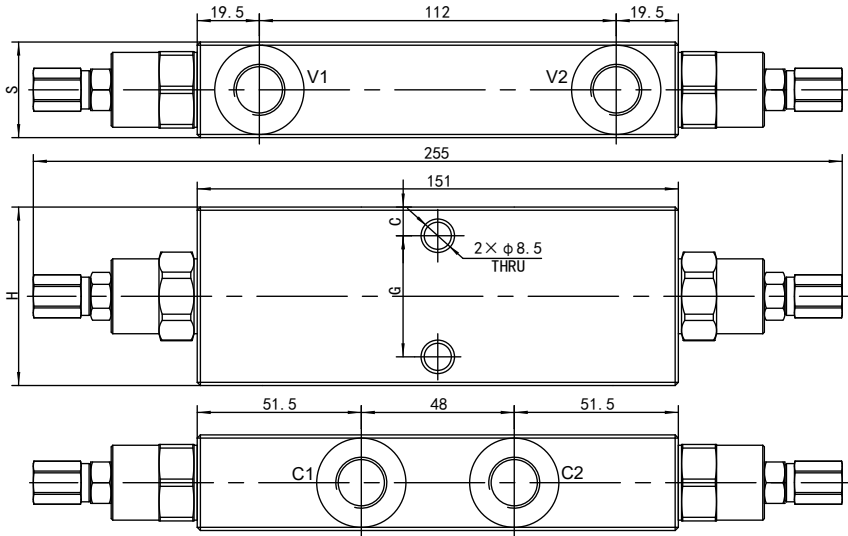


Port



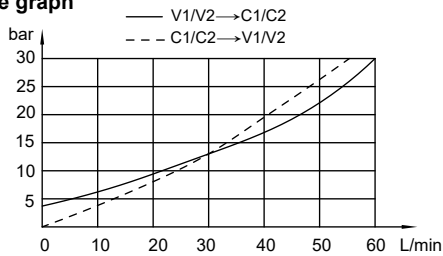
VBCD-G-DE**

Outline drawing

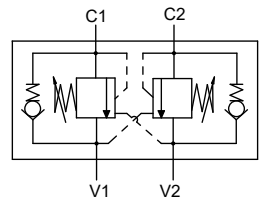


02

Performance curve graph



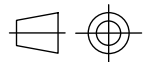
Schematic diagram



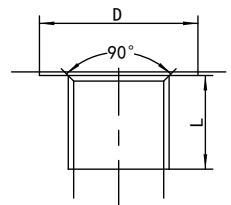
Technical parameters

Parameter	Model	VBCD-G38-DE	VBCD-G12-DE
H		55	65
S		30	35
C		8.5	11
G		38	43
Oil port thread		G3/8 D=26 L=15	G1/2 D=32 L=16
Oil port standard		ISO 1179-1	
Max flow		40L/min	60L/min
Max pressure		32MPa	
Pilot ratio		1:4.25	
Weight		1.9kg	2.5kg
Operating temperature		-30~100°C	
Working medium		46#Anti-wear hydraulic oil	
Oil cleanliness		NAS1638 9&ISO4406 20/18/15	
Valve body		45 steel, surface electroplating treatment	

View

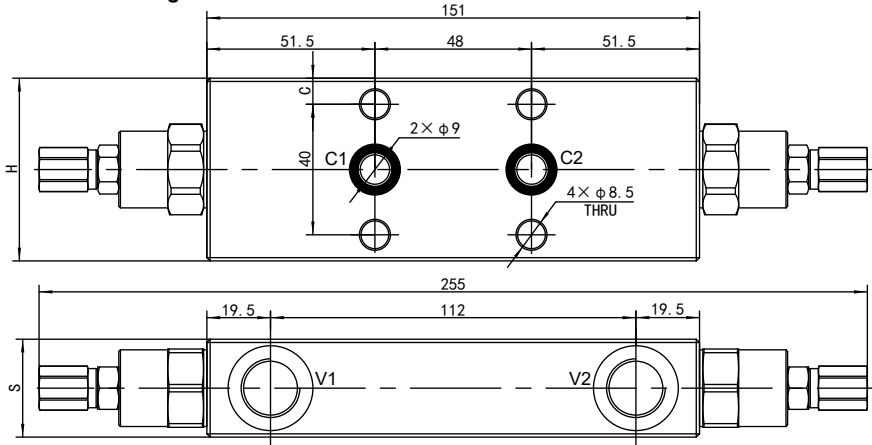


Port

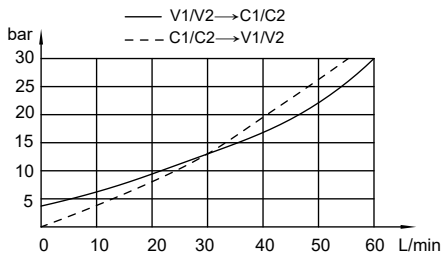


VBCD-M**-DE-FL

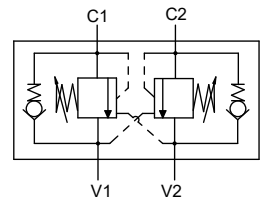
Outline drawing



Performance curve graph



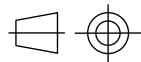
Schematic diagram



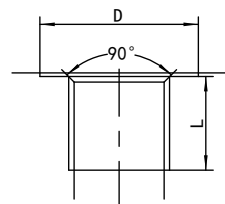
Technical parameters

Parameter	Model	VBCD-M18-DE-FL	VBCD-M22-DE-FL
H		55	65
S		30	35
C		7.5	12.5
Oil port thread		M18×1.5 D=26 L=15	M22×1.5 D=32 L=16
Oil port standard		ISO 9974-1	
Max flow		40L/min	60L/min
Max pressure		32MPa	
Pilot ratio		1:4.25	
Weight		1.9kg	2.5kg
Sealing form		O-Ring(NBR)	
Sealing ring specifications		Ø2.4×IDØ11.6	
Operating temperature		-30~100°C	
Working medium		46#Anti-wear hydraulic oil	
Oil cleanliness		NAS1638 9&ISO4406 20/18/15	
Valve body		45 steel, surface electroplating treatment	

View

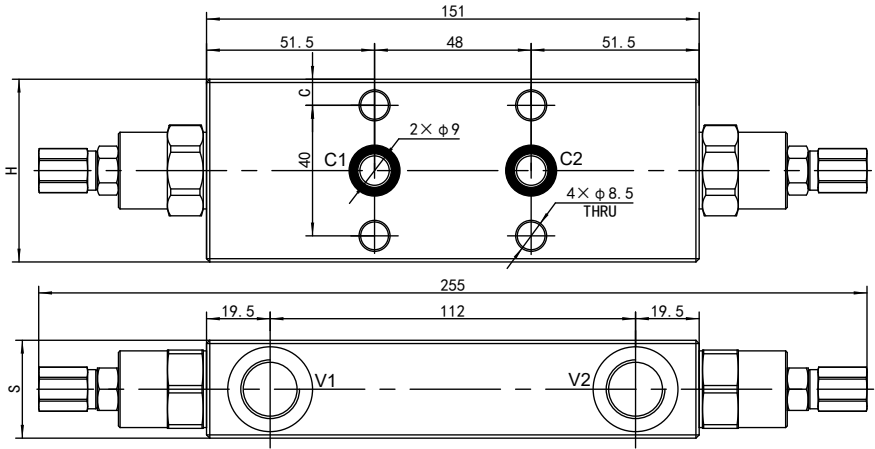


Port



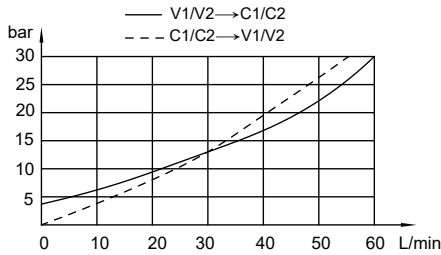
VBCD-G-DE-FL**

Outline drawing

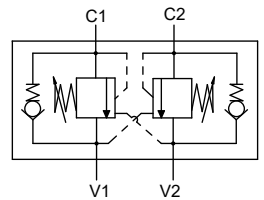


02

Performance curve graph



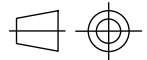
Schematic diagram



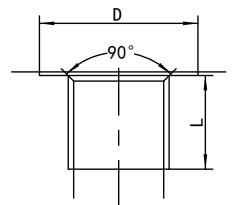
Technical parameters

Parameter	Model	VBCD-G38-DE-FL	VBCD-G12-DE-FL
H		55	65
S		30	35
C		7.5	12.5
Oil port thread		G3/8 D=26 L=15	G1/2 D=32 L=16
Oil port standard		ISO 1179-1	
Max flow		40L/min	60L/min
Max pressure		32MPa	
Pilot ratio		1:4.25	
Weight		1.9kg	2.5kg
Sealing form		O-Ring(NBR)	
Sealing ring specifications		Ø2.4xIDØ11.6	
Operating temperature		-30~100°C	
Working medium		46#Anti-wear hydraulic oil	
Oil cleanliness		NAS1638 9&ISO4406 20/18/15	
Valve body		45 steel, surface electroplating treatment	

View

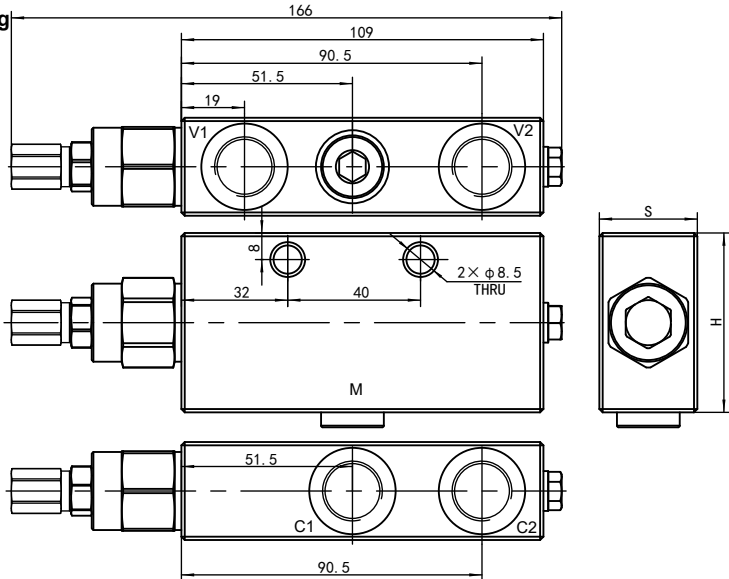


Port

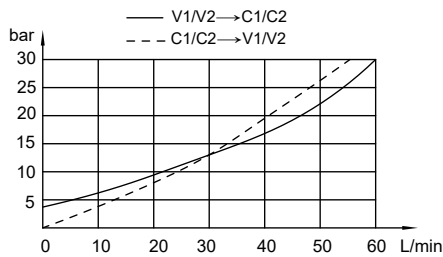


VBCD-M** -SE

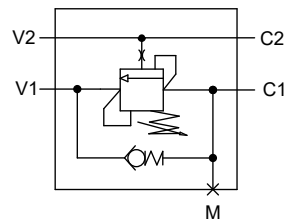
Outline drawing



Performance curve graph



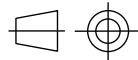
Schematic diagram



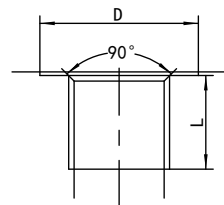
Technical parameters

Parameter	Model	VBCD-M18-SE	VBCD-M22-SE
H		55	65
S		30	34
Oil port thread		M18×1.5 D=26 L=14 (C1-C2, V1-V2)	M22×1.5 D=32 L=16 (C1-C2, V1-V2)
		G1/4 (M)	
Oil port standard		ISO 9974-1	
Max flow		40L/min	60L/min
Max pressure		32MPa	
Pilot ratio		1:4.25	
Weight		1.2kg	1.6kg
Operating temperature		-30~100°C	
Working medium		46#Anti-wear hydraulic oil	
Oil cleanliness		NAS1638 9&ISO4406 20/18/15	
Valve body		45 steel, surface electroplating treatment	

View

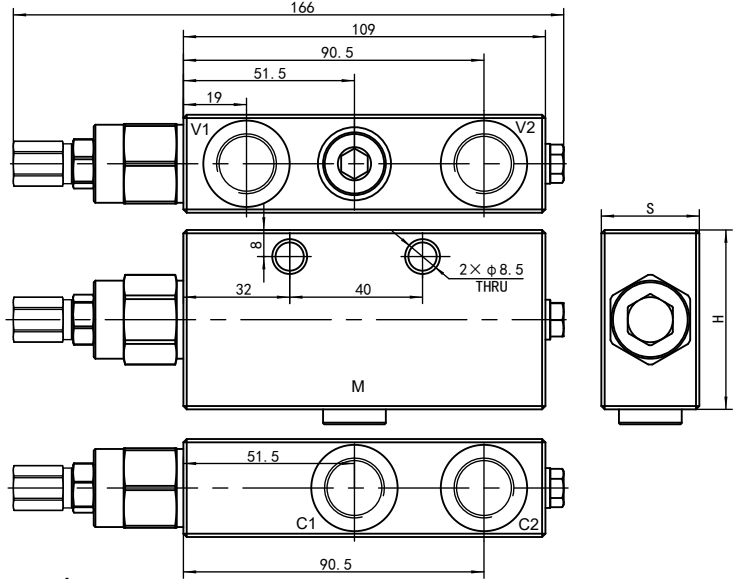


Port

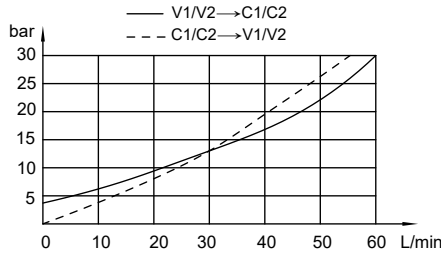


VBCD-G**-SE

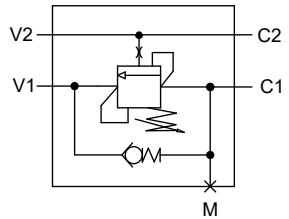
Outline drawing



Performance curve graph



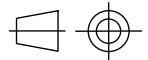
Schematic diagram



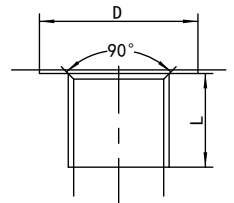
Technical parameters

Parameter	Model	VBCD-G38-SE	VBCD-G12-SE
H		55	65
S		30	35
Oil port thread		G3/8 D=26 L=14 (C1-C2, V1-V2)	G1/2 D=32 L=16 (C1-C2, V1-V2)
		G1/4 (M)	
Oil port standard		ISO 1179-1	
Max flow		40L/min	60L/min
Max pressure		32MPa	
Pilot ratio		1:4.25	
Weight		1.3kg	1.7kg
Operating temperature		-30~100°C	
Working medium		46#Anti-wear hydraulic oil	
Oil cleanliness		NAS1638 9&ISO4406 20/18/15	
Valve body		45 steel, surface electroplating treatment	

View

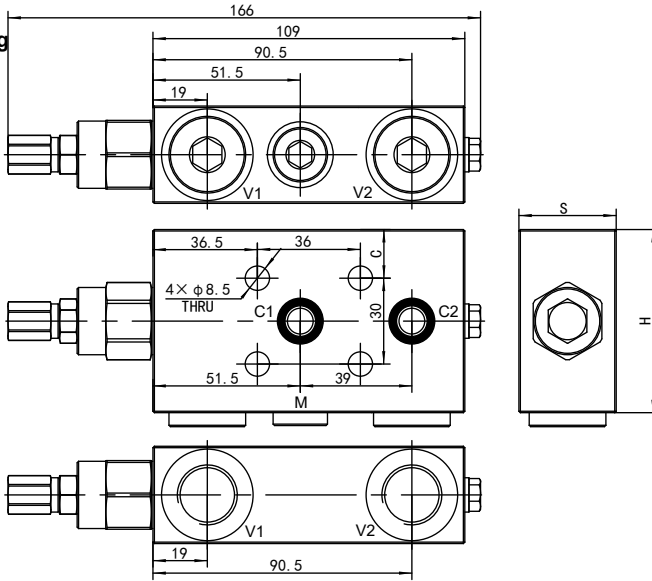


Port

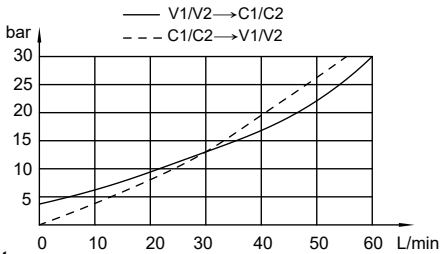


VBCD-M**-SE-FL

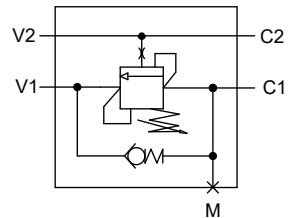
Outline drawing



Performance curve graph



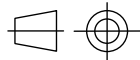
Schematic diagram



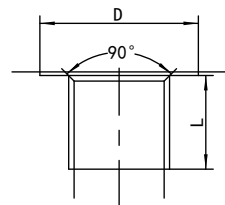
Technical parameters

Parameter	Model	VBCD-M18-SE-FL	VBCD-M22-SE-FL
H		55	65
S		30	34
C		12.5	17.5
Oil port thread		M18×1.5 D=26 L=15 (C1-C2, V1-V2)	M22×1.5 D=32 L=16 (C1-C2, V1-V2)
		G1/4 (M)	
Oil port standard		ISO 9974-1	
Max flow		40L/min	60L/min
Max pressure		32MPa	
Pilot ratio		1:4.25	
Weight		1.2kg	1.7kg
Sealing form		O-Ring(NBR)	
Sealing ring specifications		Ø2.4×IDØ11.6	
Operating temperature		-30~100 °C	
Working medium		46#Anti-wear hydraulic oil	
Oil cleanliness		NAS1638 9&ISO4406 20/18/15	
Valve body		45 steel, surface electroplating treatment	

View

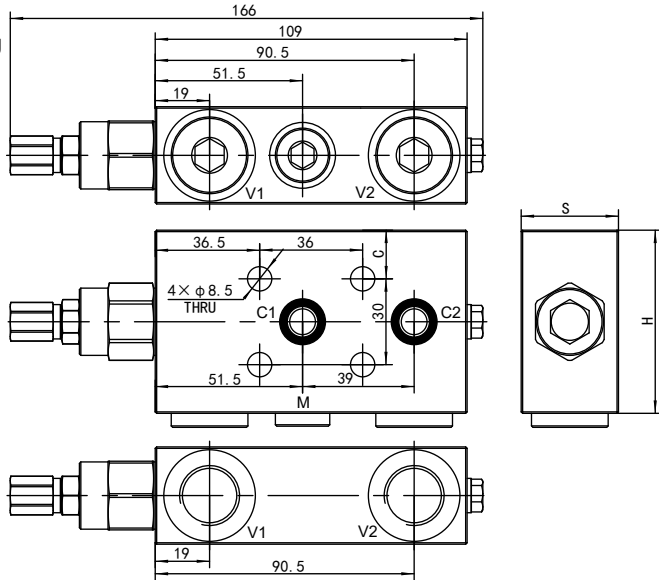


Port



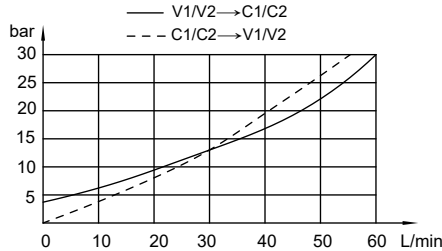
VBCD-G**-SE-FL

Outline drawing

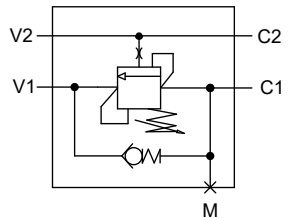


02

Performance curve graph



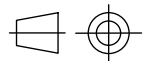
Schematic diagram



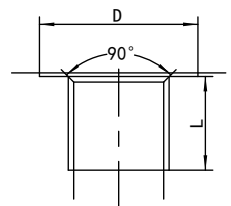
Technical parameters

Parameter	Model	VBCD-G38-SE-FL	VBCD-G12-SE-FL
H		55	65
S		30	34
C		12.5	17.5
Oil port thread		G3/8 D=26 L=14 (C1-C2, V1-V2)	G1/2 D=32 L=16 (C1-C2, V1-V2)
		G1/4 (M)	
Oil port standard		ISO 1179-1	
Max flow		40L/min	60L/min
Max pressure		32MPa	
Pilot ratio		1:4.25	
Weight		1.2kg	1.6kg
Sealing form		O-Ring(NBR)	
Sealing ring specifications		Ø2.4×IDØ11.6	
Operating temperature		-30~100°C	
Working medium		46#Anti-wear hydraulic oil	
Oil cleanliness		NAS1638 9&ISO4406 20/18/15	
Valve body		45 steel, surface electroplating treatment	

View

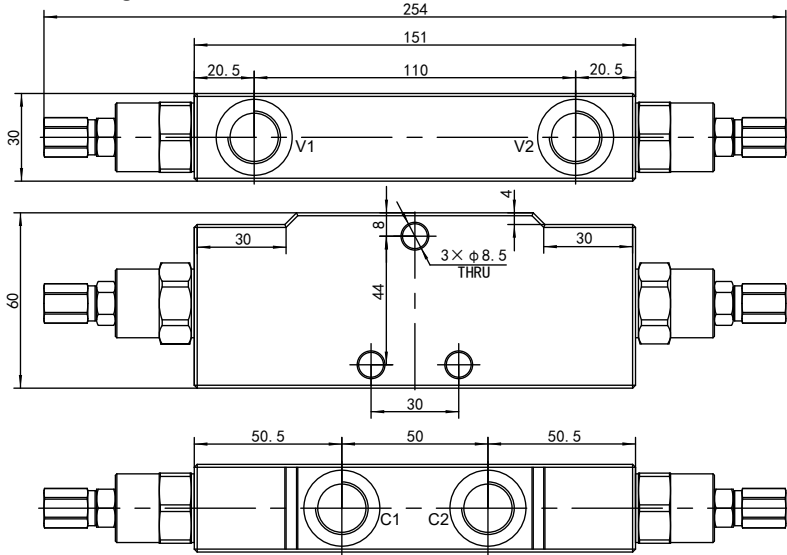


Port

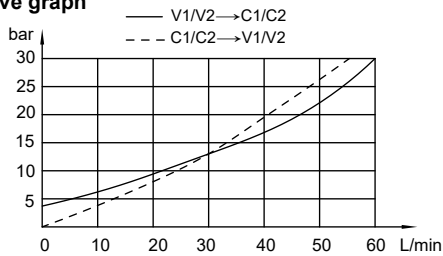


VBCD-G**-DE-A

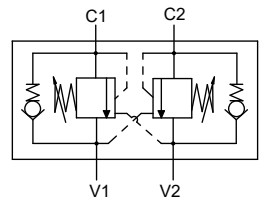
Outline drawing



Performance curve graph



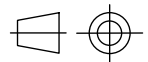
Schematic diagram



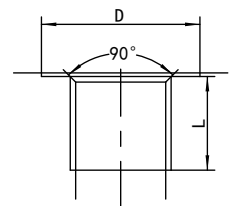
Technical parameters

Parameter	Model	VBCD-G38-DE-A	VBCD-G12-DE-A
Oil port thread		G3/8 D=26 L=16	G1/2 D=31 L=15
Oil port standard		ISO 1179-1	
Max flow		40L/min	60L/min
Max pressure		32MPa	
Pilot ratio		1:4.25	
Weight		2kg	
Operating temperature		-30~100°C	
Working medium		46#Anti-wear hydraulic oil	
Oil cleanliness		NAS1638 9&ISO4406 20/18/15	
Valve body		45 steel, surface electroplating treatment	

View

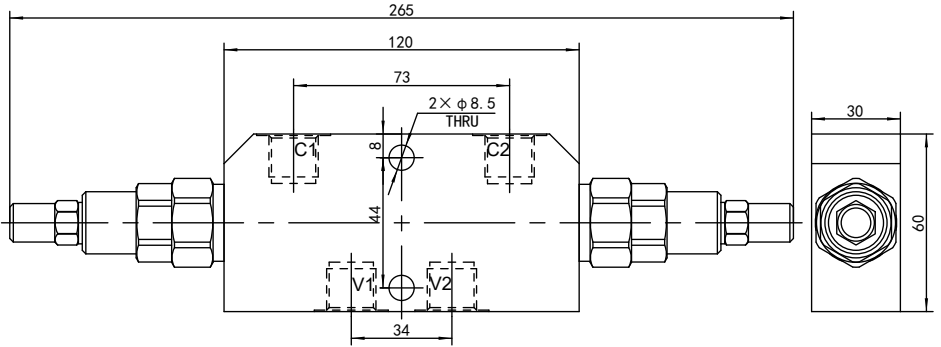


Port



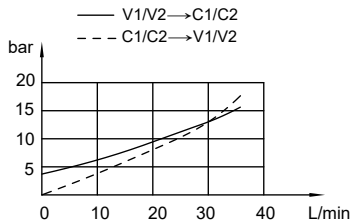
VBCD-G38-DE-W

Outline drawing

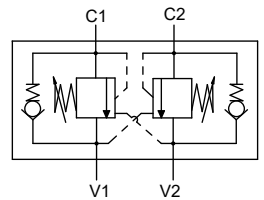


02

Performance curve graph



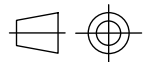
Schematic diagram



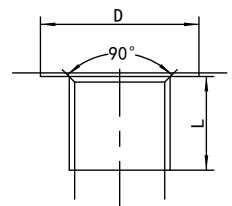
Technical parameters

Parameter	Model	VBCD-G38-DE-W
Oil port thread		G3/8 D=25 L=14
Oil port standard		ISO 1179-1
Max flow		35L/min
Max pressure		35MPa
Pilot ratio		1:3.1
Weight		1.7kg
Operating temperature		-30~100°C
Working medium		46#Anti-wear hydraulic oil
Oil cleanliness		NAS1638 9&ISO4406 20/18/15
Valve body		45 steel, surface electroplating treatment

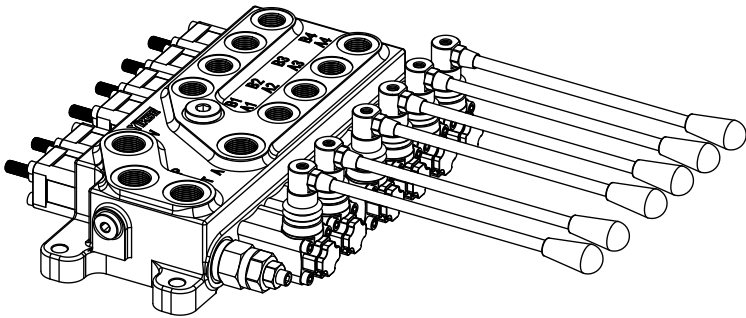
View



Port



Multi-way Directional Valve



03

Features :

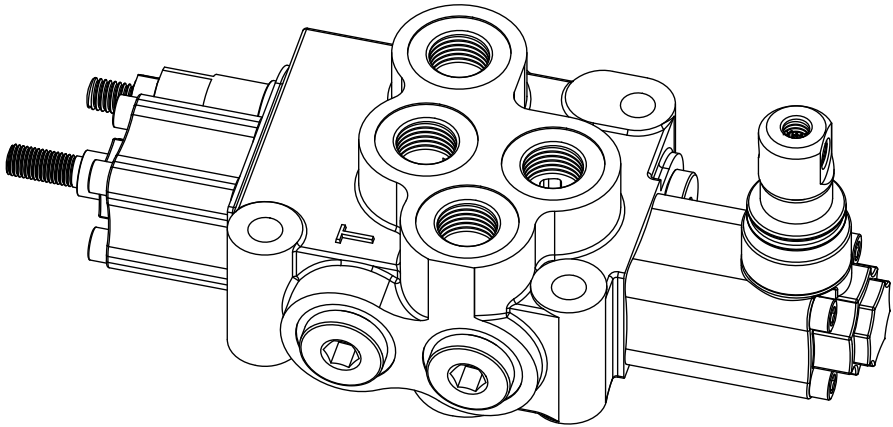
- Monolithic structure
- High precision processing with less internal leakage
- Stable linear opening
- Compact structure, easy installation
- Can cope with different working scenes

Functional Description:

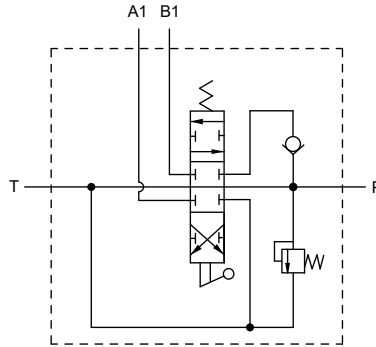
The multi-way directional valve is composed of multiple valve blocks to control the movement of multiple actuators. Due to the compact structure, simple piping, low pressure loss, easy to install, multi-way directional valves are widely used in construction machinery, cranes and other mobile machinery that require multiple actuators. The P chamber is connected to the system oil pump, the T chamber is connected to the system oil tank, and each directional valve is connected to the actuator respectively. At the same time, the main valve body is equipped with a safety valve for system overload and overpressure protection.

03

Parameter Model	Oil port	Max pressure	Max flow	Safety valve setting	Page
M45/1A	G3/8	21MPa	45L/min	17.5MPa	030~031
M45/1C	G3/8	21MPa	45L/min	17.5MPa	032~033
M45/2A	G3/8	21MPa	45L/min	17.5MPa	034~035
M45/2C	G3/8	21MPa	45L/min	17.5MPa	036~037
M45/2D1	G3/8	21MPa	45L/min	15.5MPa	038~039
M45/3A	G3/8	21MPa	45L/min	17.5MPa	040~041
M45/3C	G3/8	21MPa	45L/min	17.5MPa	042~043
M45/3D1	G3/8	21MPa	45L/min	15.5MPa	044~045
M45/4A	G3/8	21MPa	45L/min	17.5MPa	046~047
M45/4C	G3/8	21MPa	45L/min	17.5MPa	048~049
M45/5	G3/8	21MPa	45L/min	17.5MPa	050~051
M45/6	G3/8	21MPa	45L/min	17.5MPa	052~053
DCV60-6-A4J	M22×1.5(P.T.V.A)	25MPa	60L/min	21MPa	054~055
	M18×1.5(A1~B4)				
DCV60-6-A4JD	M22×1.5(P.T.V.A)	25MPa	60L/min	21MPa	056~057
	M18×1.5(A1~B4)				



Schematic diagram

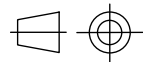


03

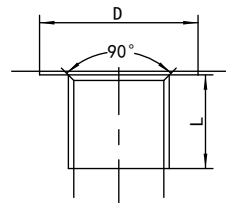
Technical parameters

Parameter	Model	M45/1A
Oil port thread		G3/8 D=26 L=13
Oil port standard		ISO 1179-1
Max flow		45L/min
Max pressure		21MPa
Safety valve set pressure		17.5MPa
Weight		2.7kg
Operating temperature		-30~100°C
Working medium		46#Anti-wear hydraulic oil
Oil cleanliness		NAS1638 9&ISO4406 20/18/15
Valve body		Cast iron, surface spray paint

View

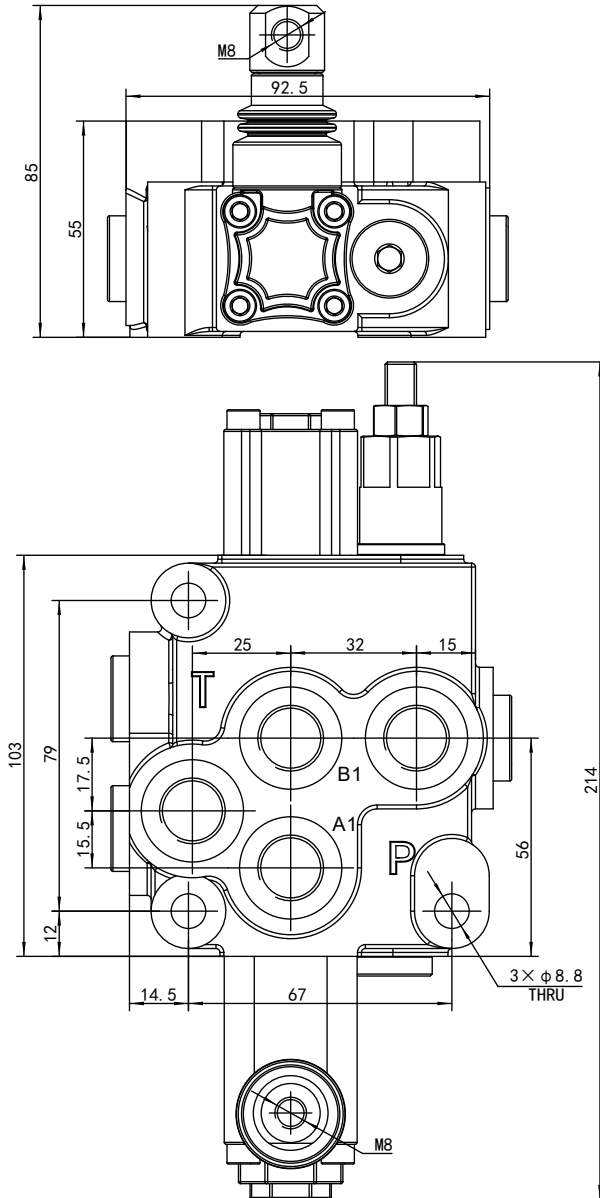


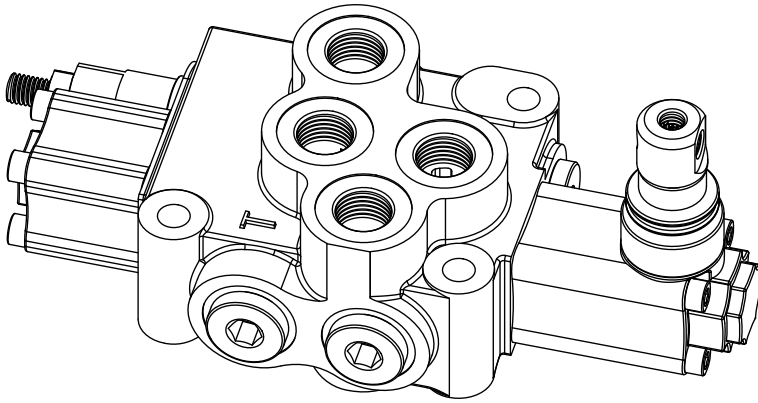
Port



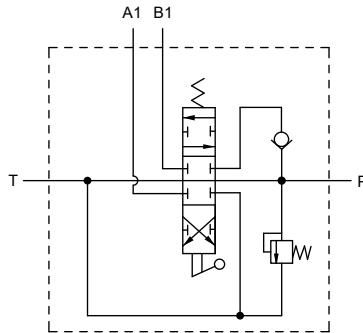
Outline drawing

M45/1C





Schematic diagram

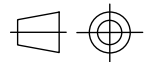


03

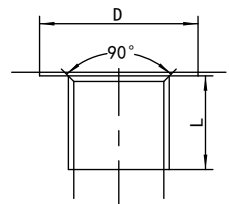
Technical parameters

Parameter	Model	M45/1C
Oil port thread		G3/8 D=26 L=13
Oil port standard		ISO 1179-1
Max flow		45L/min
Max pressure		21MPa
Safety valve set pressure		17.5MPa
Weight		2.7kg
Operating temperature		-30~100°C
Working medium		46#Anti-wear hydraulic oil
Oil cleanliness		NAS1638 9&ISO4406 20/18/15
Valve body		Cast iron, surface spray paint

View

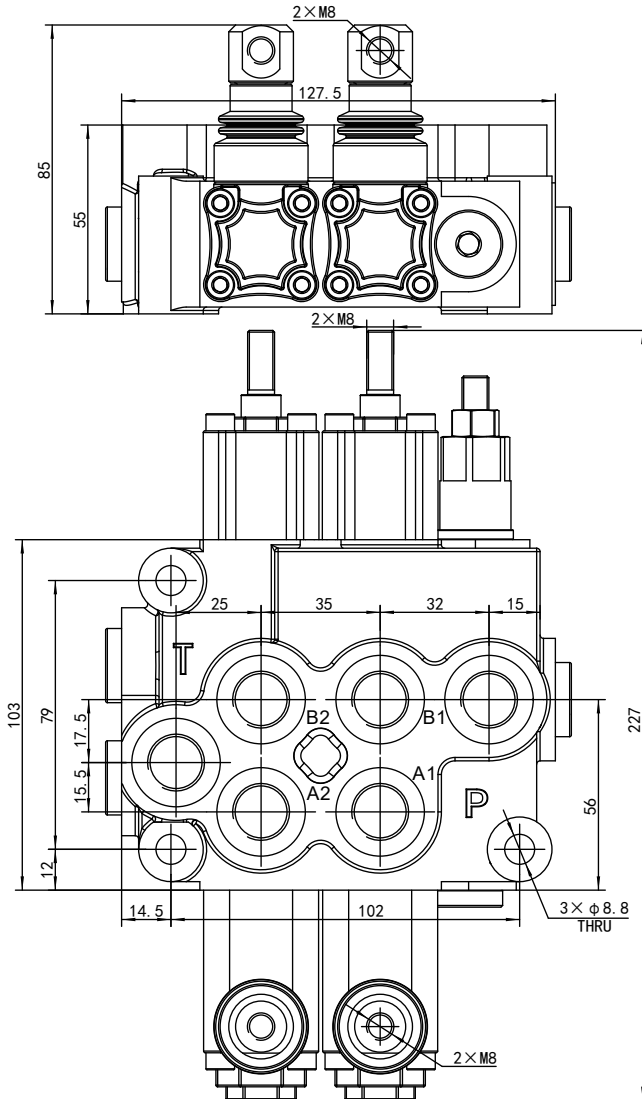


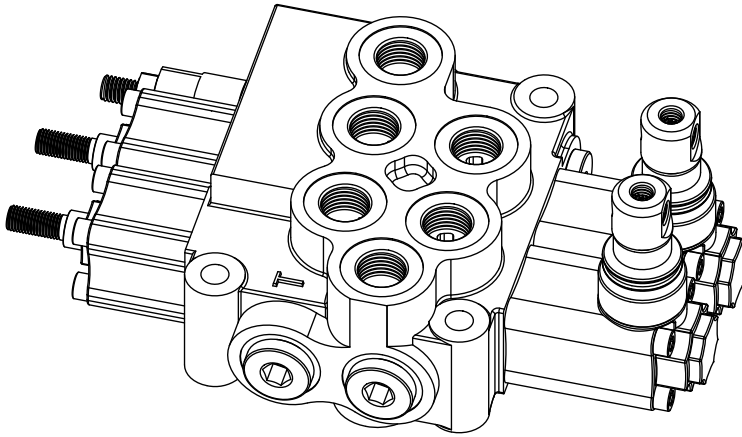
Port



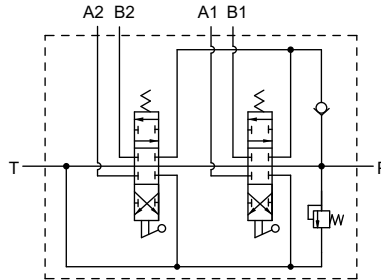
Outline drawing

M45/2A





Schematic diagram

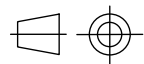


03

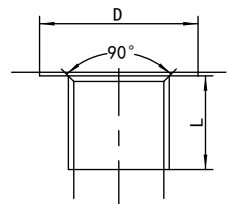
Technical parameters

Parameter	Model	M45/2A
Oil port thread		G3/8 D=26 L=13
Oil port standard		ISO 1179-1
Max flow		45L/min
Max pressure		21MPa
Safety valve set pressure		17.5MPa
Weight		4.3kg
Operating temperature		-30~100°C
Working medium		46#Anti-wear hydraulic oil
Oil cleanliness		NAS1638 9&ISO4406 20/18/15
Valve body		Cast iron, surface spray paint

View

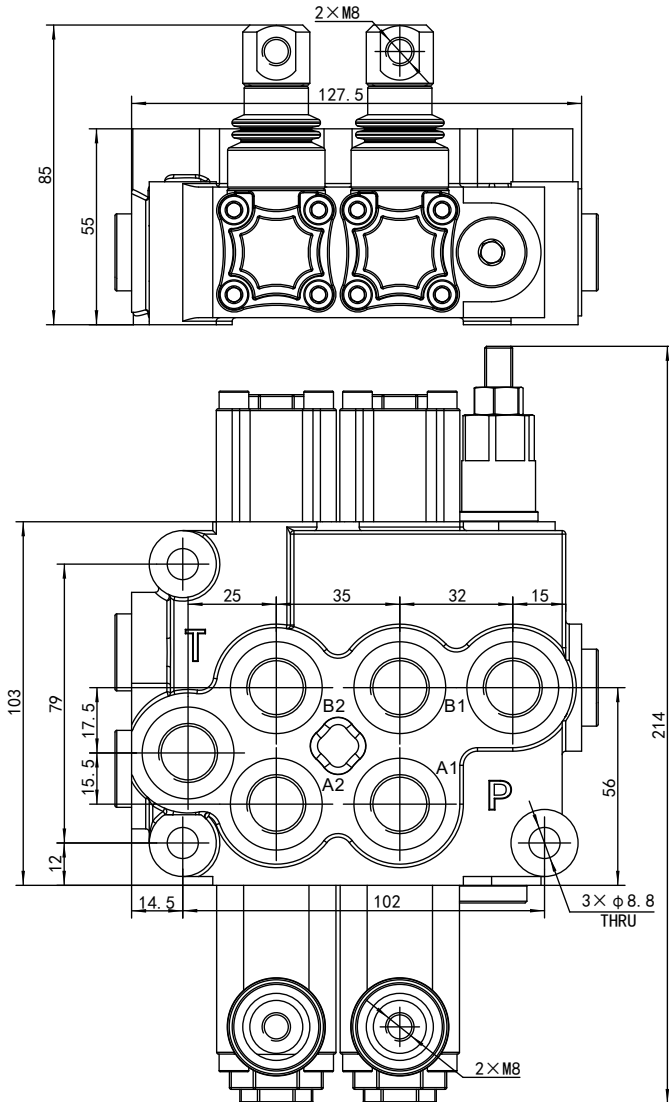


Port

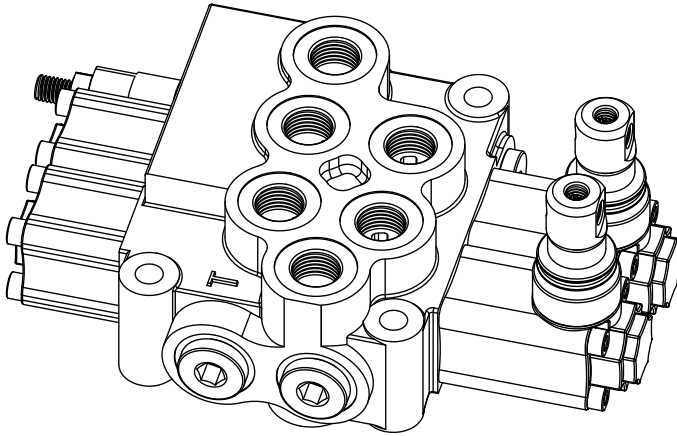


Outline drawing

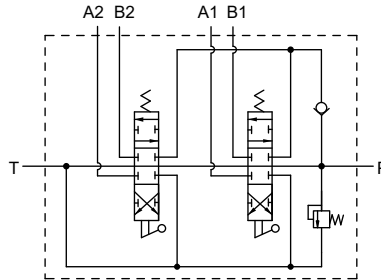
M45/2C



03



Schematic diagram

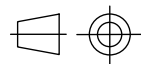


03

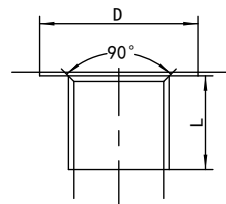
Technical parameters

Parameter	Model	M45/2C
Oil port thread		G3/8 D=26 L=13
Oil port standard		ISO 1179-1
Max flow		45L/min
Max pressure		21MPa
Safety valve set pressure		17.5MPa
Weight		4.3kg
Operating temperature		-30~100°C
Working medium		46#Anti-wear hydraulic oil
Oil cleanliness		NAS1638 9&ISO4406 20/18/15
Valve body		Cast iron, surface spray paint

View

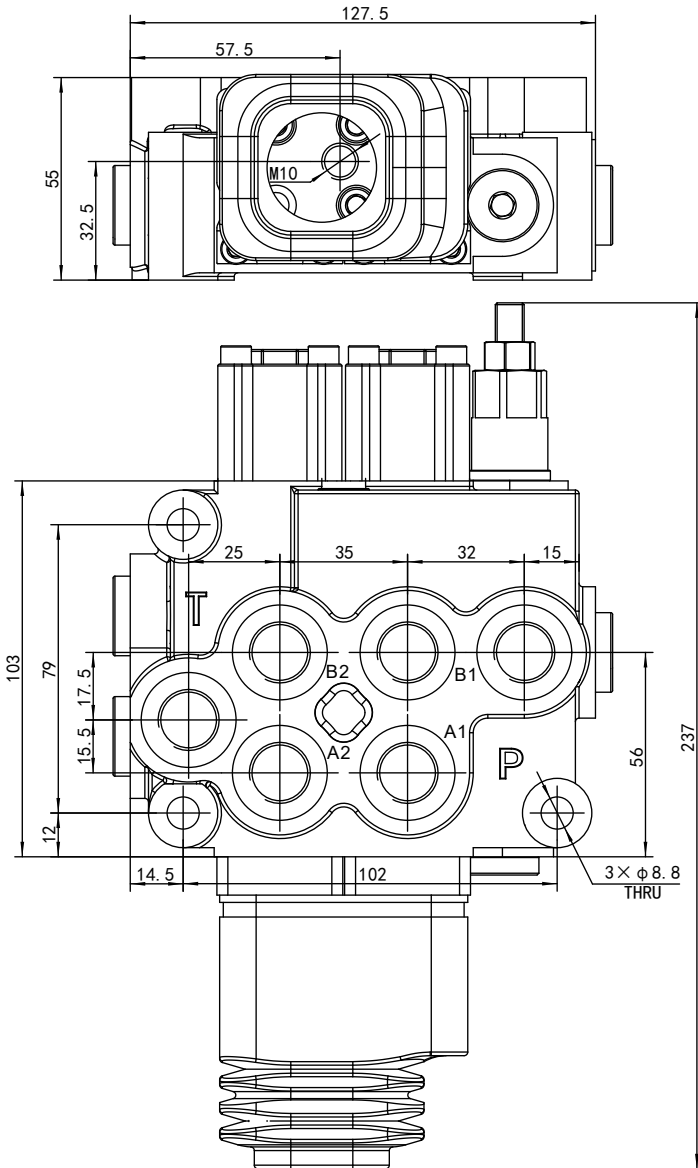


Port

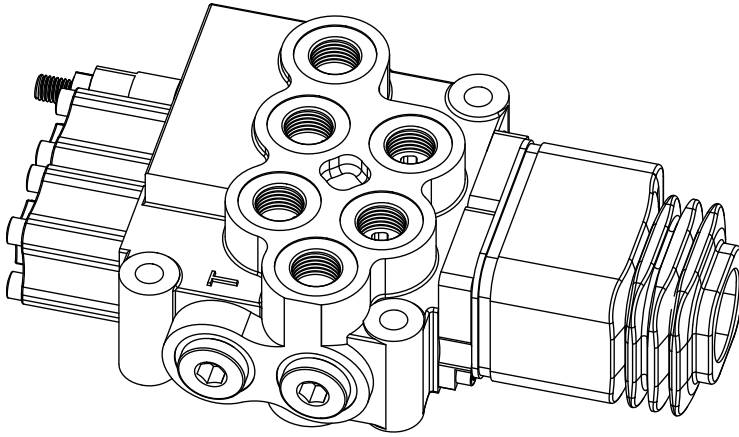


Outline drawing

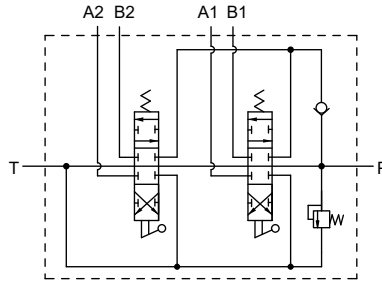
M45/2D1



03



Schematic diagram

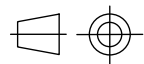


03

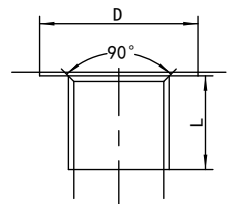
Technical parameters

Parameter	Model	M45/2D1
Oil port thread		G3/8 D=26 L=13
Oil port standard		ISO 1179-1
Max flow		45L/min
Max pressure		21MPa
Safety valve set pressure		15.5MPa
Weight		4.4kg
Operating temperature		-30~100°C
Working medium		46#Anti-wear hydraulic oil
Oil cleanliness		NAS1638 9&ISO4406 20/18/15
Valve body		Cast iron, surface spray paint

View

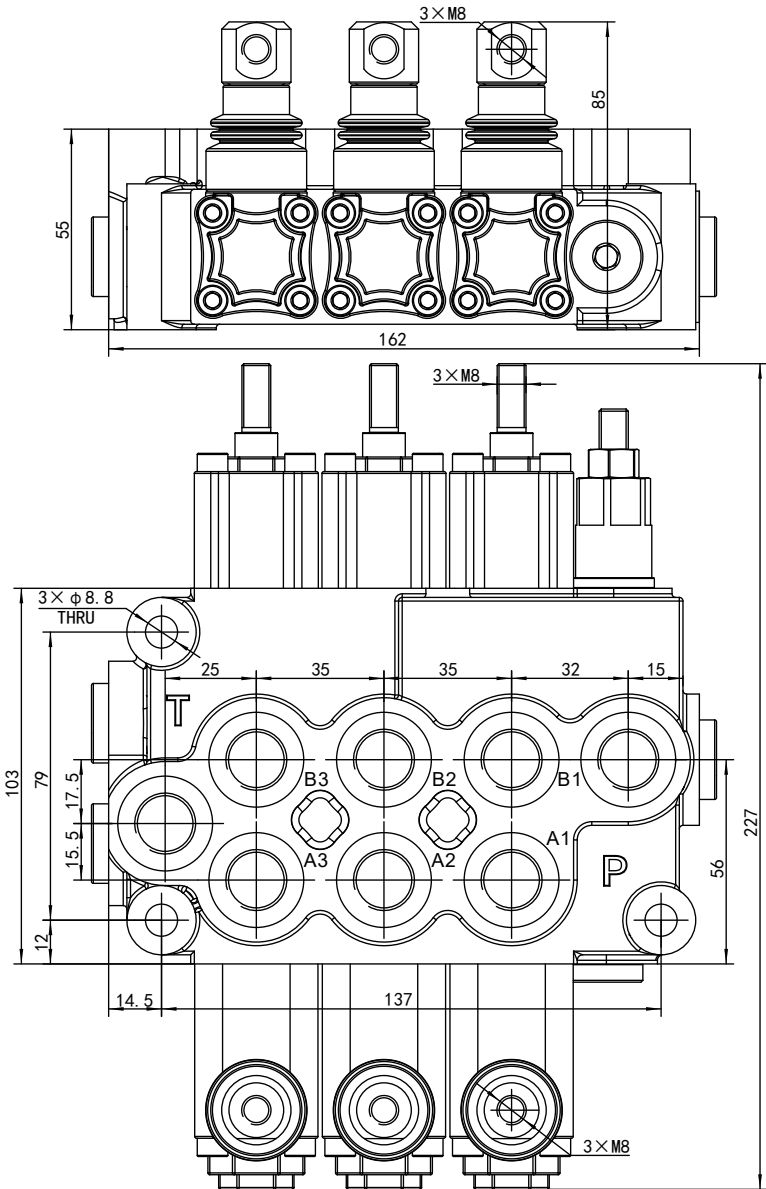


Port

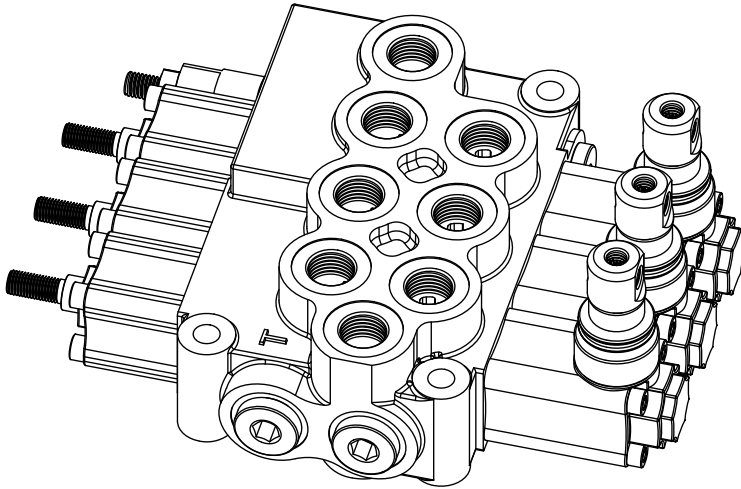


Outline drawing

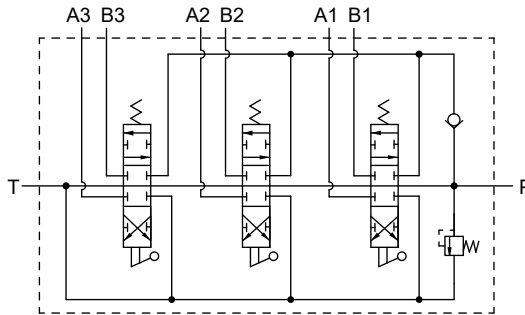
M45/3A



03



Schematic diagram

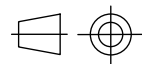


03

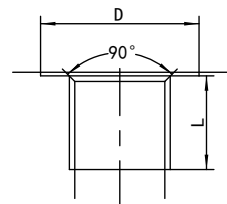
Technical parameters

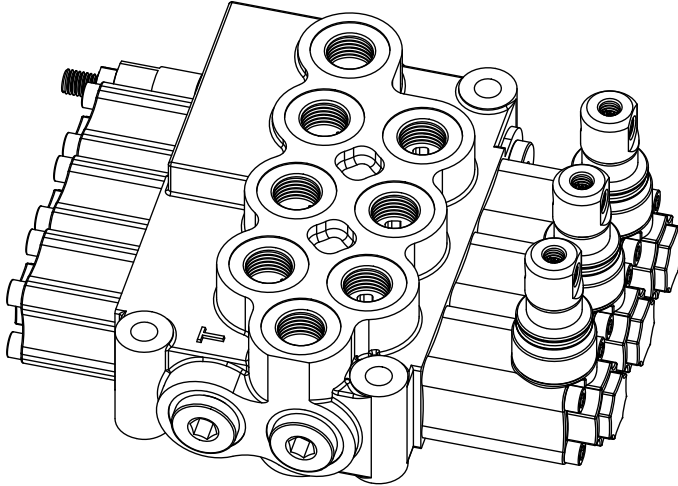
Parameter	Model	M45/3A
Oil port thread		G3/8 D=26 L=13
Oil port standard		ISO 1179-1
Max flow		45L/min
Max pressure		21MPa
Safety valve set pressure		17.5MPa
Weight		5.7kg
Operating temperature		-30~100°C
Working medium		46#Anti-wear hydraulic oil
Oil cleanliness		NAS1638 9&ISO4406 20/18/15
Valve body		Cast iron, surface spray paint

View

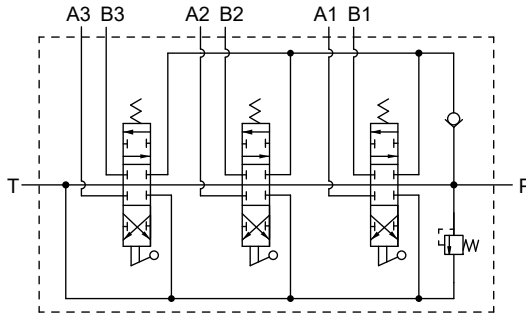


Port





Schematic diagram

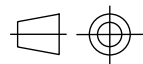


03

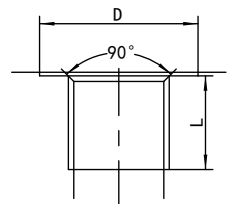
Technical parameters

Parameter	Model	M45/3C
Oil port thread		G3/8 D=26 L=13
Oil port standard		ISO 1179-1
Max flow		45L/min
Max pressure		21MPa
Safety valve set pressure		17.5MPa
Weight		5.7kg
Operating temperature		-30~100°C
Working medium		46#Anti-wear hydraulic oil
Oil cleanliness		NAS1638 9&ISO4406 20/18/15
Valve body		Cast iron, surface spray paint

View

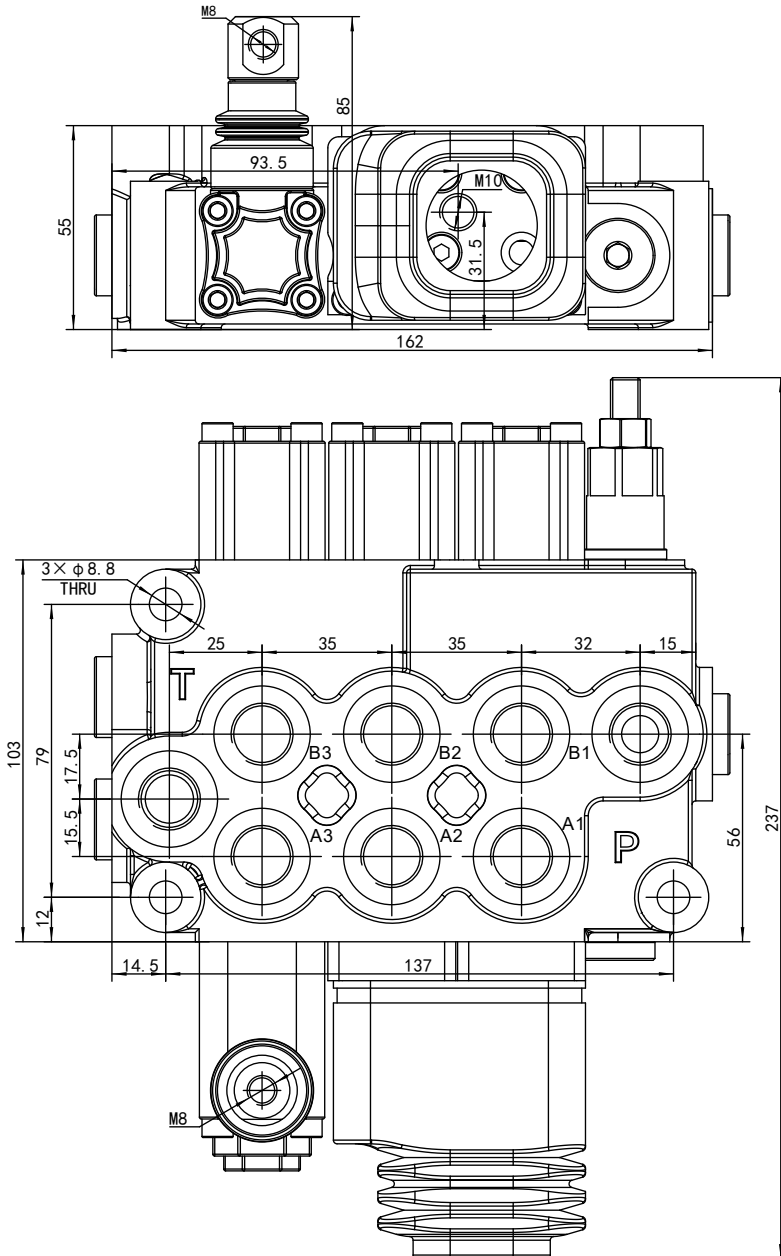


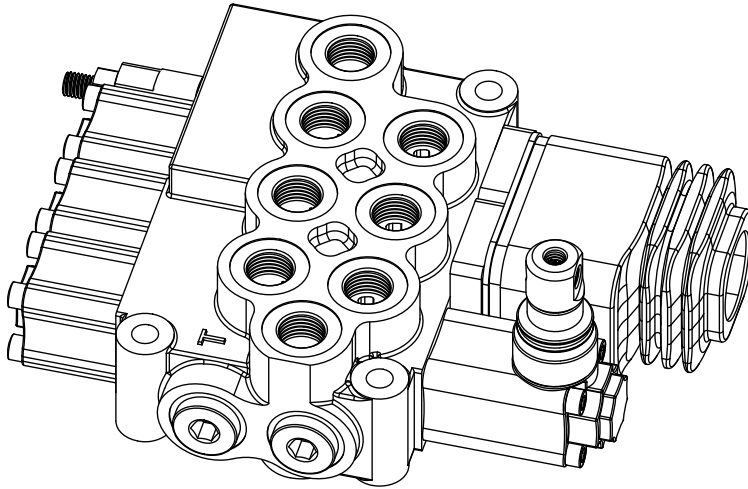
Port



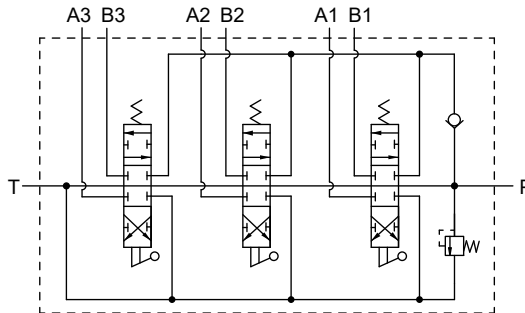
M45/3D1

Outline drawing





Schematic diagram

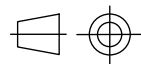


03

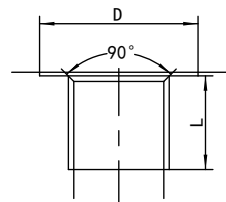
Technical parameters

Parameter	Model	M45/3D1
Oil port thread		G3/8 D=26 L=13
Oil port standard		ISO 1179-1
Max flow		45L/min
Max pressure		21MPa
Safety valve set pressure		15.5MPa
Weight		6kg
Operating temperature		-30~100°C
Working medium		46#Anti-wear hydraulic oil
Oil cleanliness		NAS1638 9&ISO4406 20/18/15
Valve body		Cast iron, surface spray paint

View

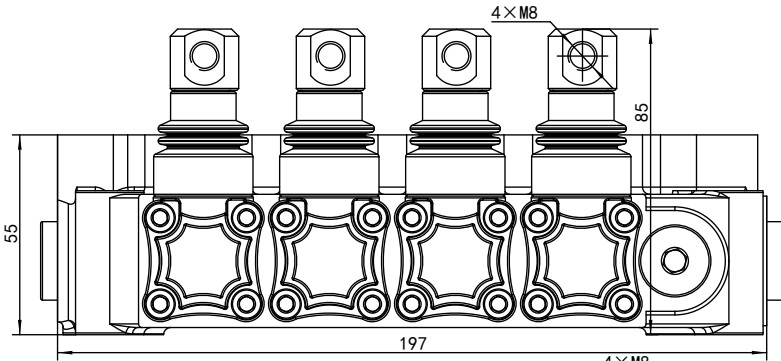


Port

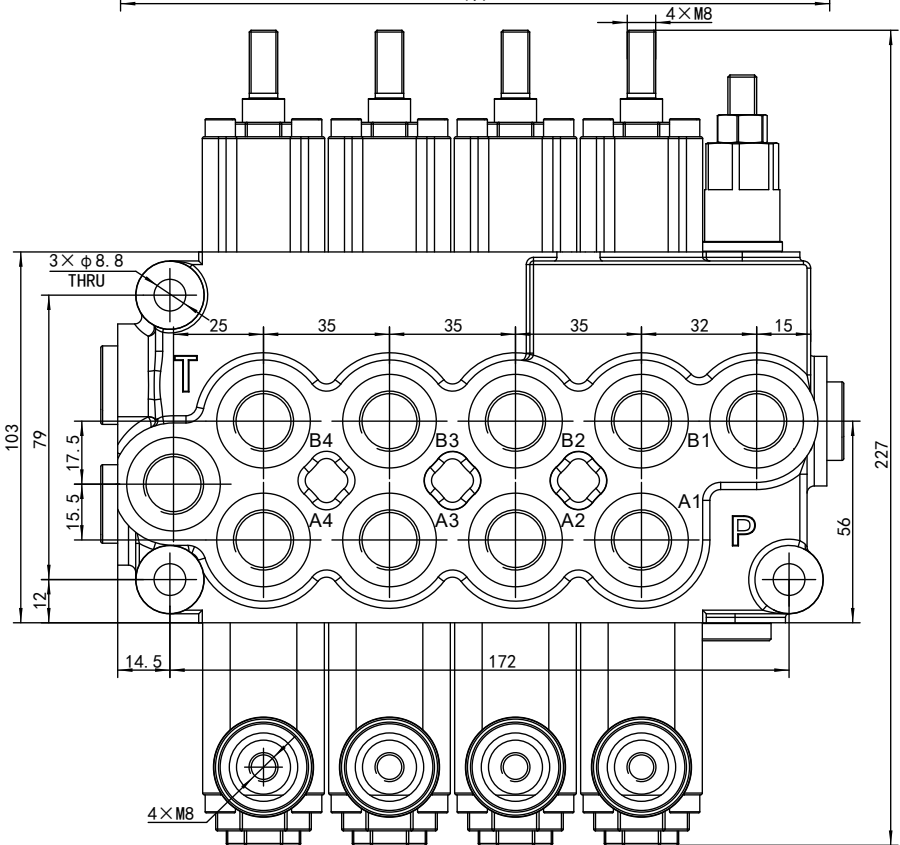


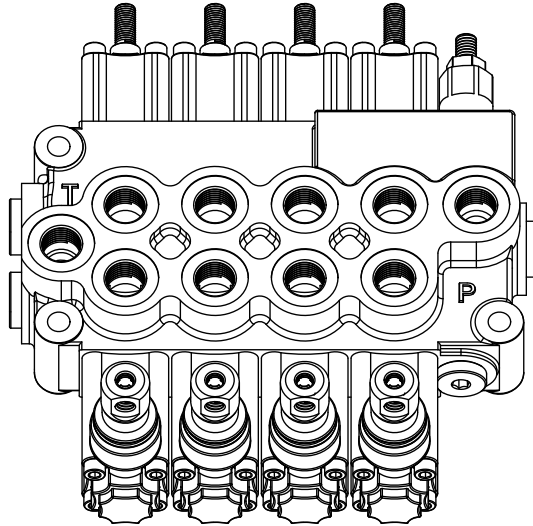
M45/4A

Outline drawing

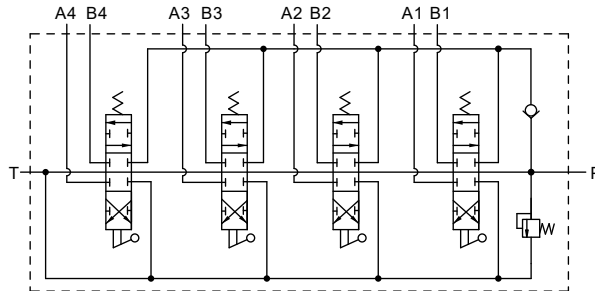


03





Schematic diagram

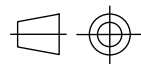


03

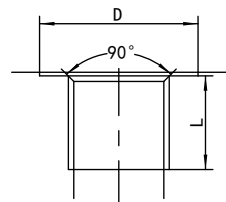
Technical parameters

Parameter	Model	M45/4A
Oil port thread		G3/8 D=26 L=13
Oil port standard		ISO 1179-1
Max flow		45L/min
Max pressure		21MPa
Safety valve set pressure		17.5MPa
Weight		7kg
Operating temperature		-30~100°C
Working medium		46#Anti-wear hydraulic oil
Oil cleanliness		NAS1638 9&ISO4406 20/18/15
Valve body		Cast iron, surface spray paint

View

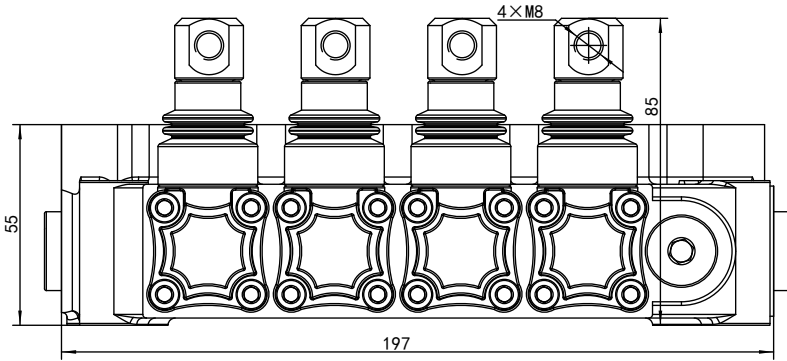


Port

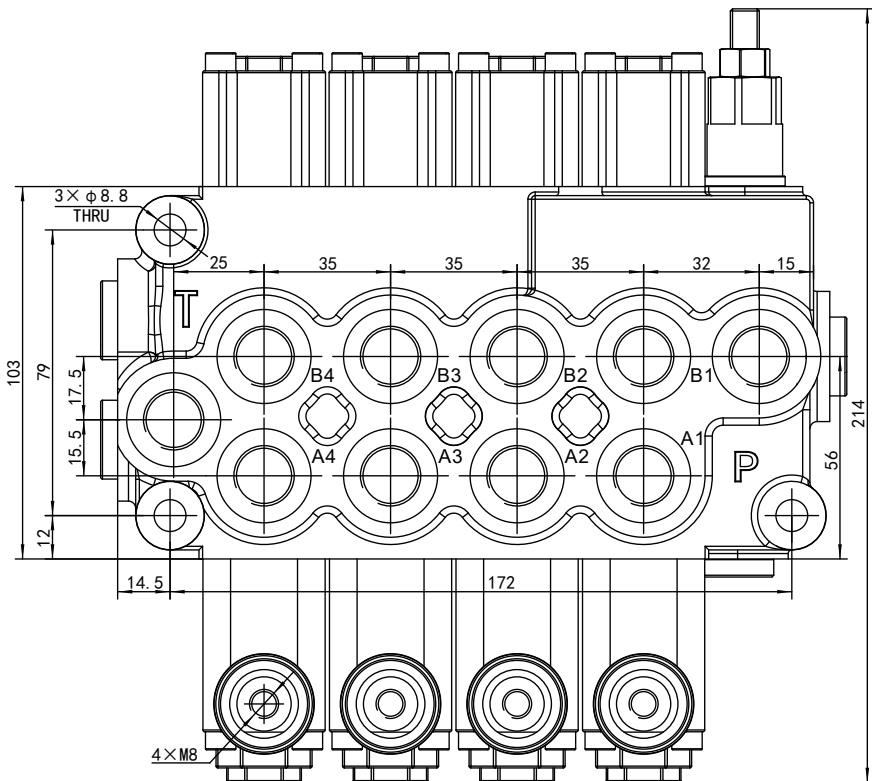


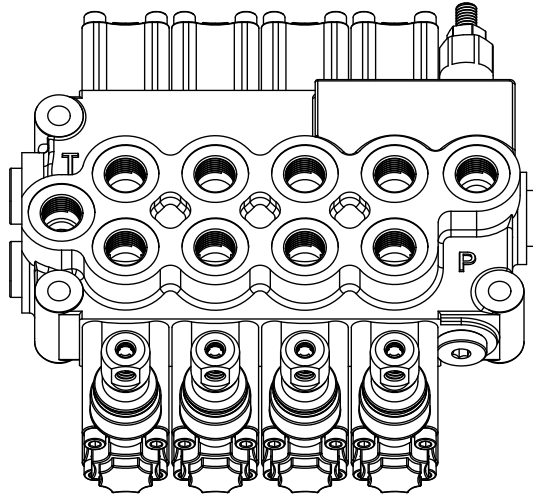
Outline drawing

M45/4C

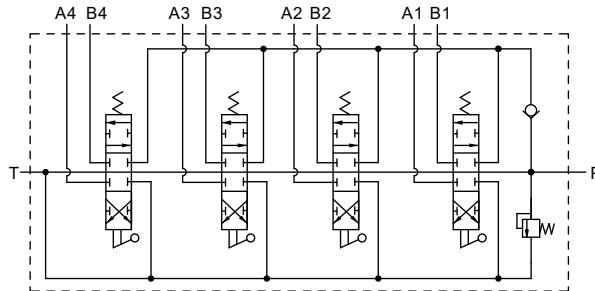


03





Schematic diagram

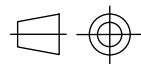


03

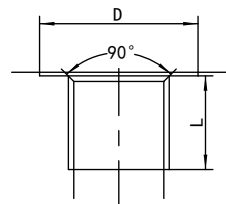
Technical parameters

Parameter	Model	M45/4C
Oil port thread		G3/8 D=26 L=13
Oil port standard		ISO 1179-1
Max flow		45L/min
Max pressure		21MPa
Safety valve set pressure		17.5MPa
Weight		7kg
Operating temperature		-30~100°C
Working medium		46#Anti-wear hydraulic oil
Oil cleanliness		NAS1638 9&ISO4406 20/18/15
Valve body		Cast iron, surface spray paint

View



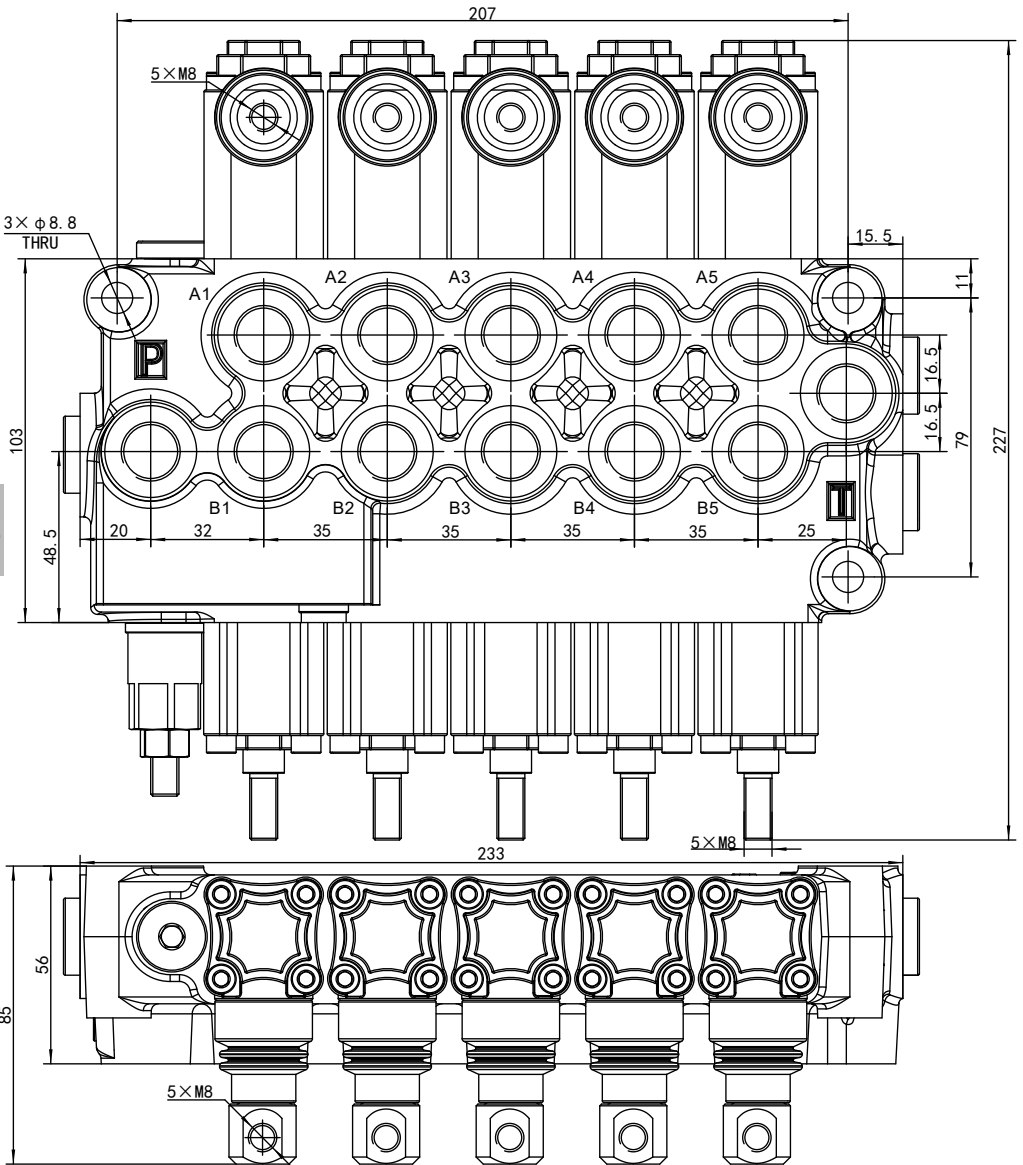
Port

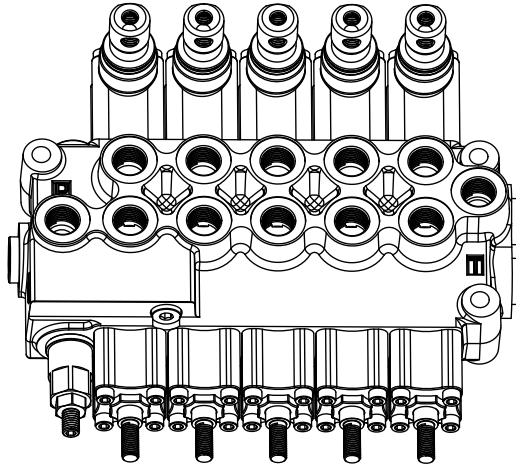


M45/5

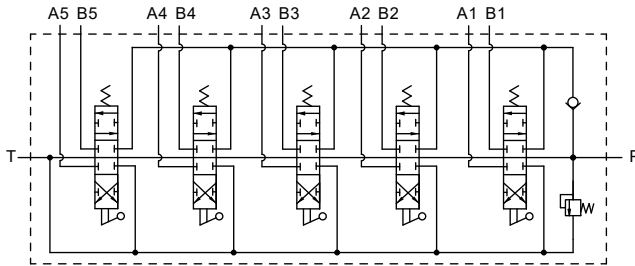
Outline drawing

03





Schematic diagram

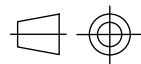


03

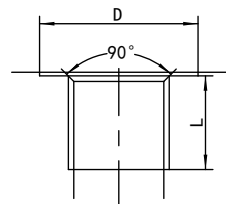
Technical parameters

Parameter	Model	M45/5
Oil port thread		G3/8 D=26 L=13
Oil port standard		ISO 1179-1
Max flow		45L/min
Max pressure		21MPa
Safety valve set pressure		17.5MPa
Weight		8.2kg
Operating temperature		-30~100°C
Working medium		46#Anti-wear hydraulic oil
Oil cleanliness		NAS1638 9&ISO4406 20/18/15
Valve body		Cast iron, surface coated with anti-rust oil

View



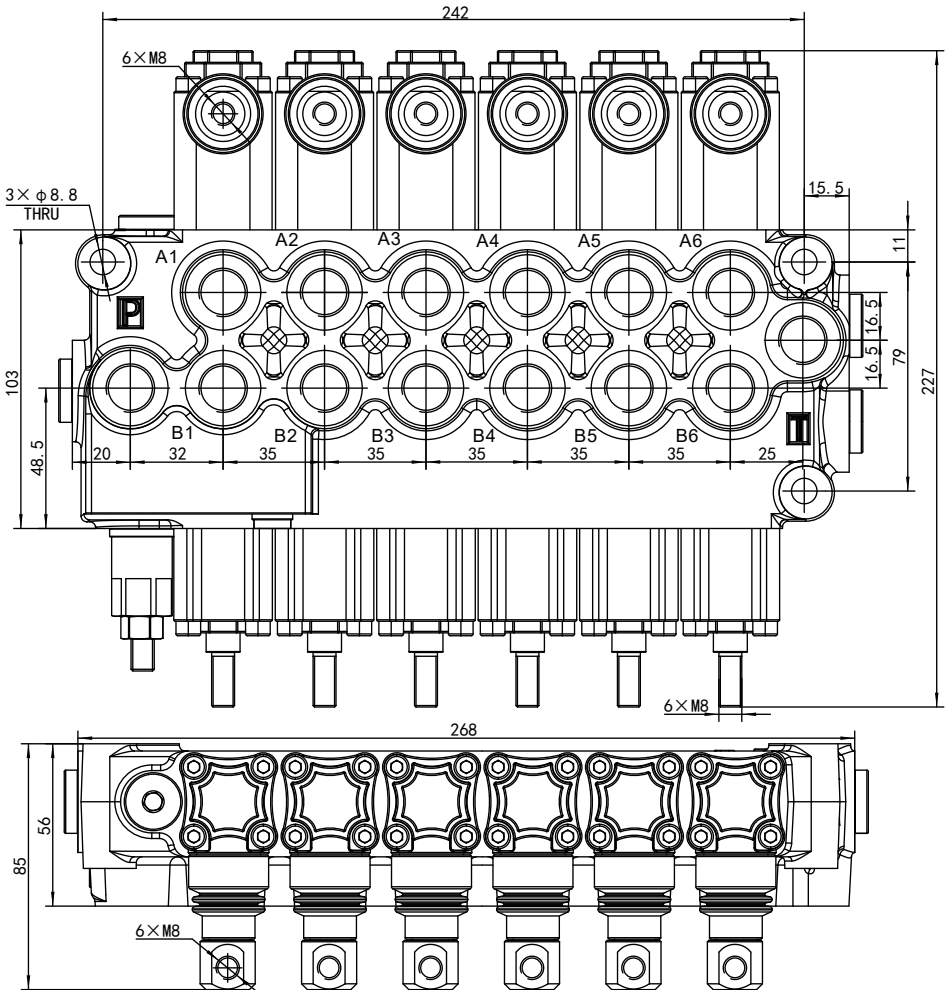
Port

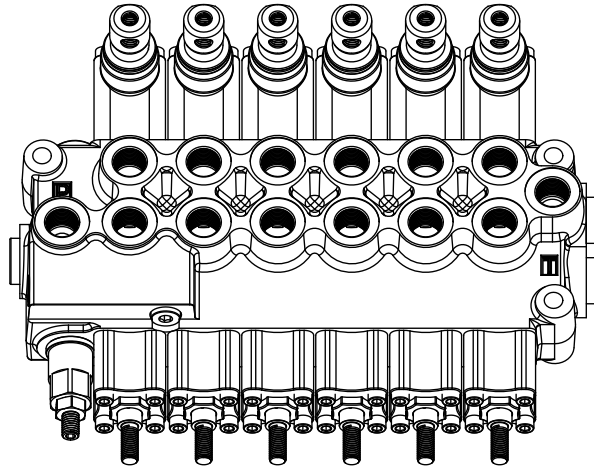


M45/6

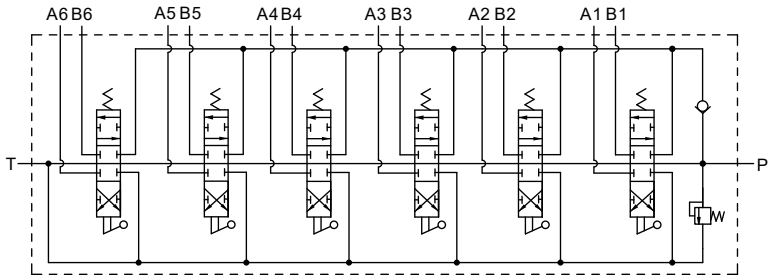
Outline drawing

03





Schematic diagram

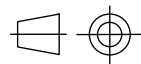


03

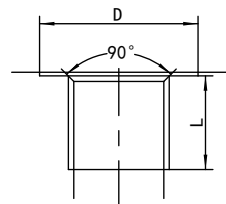
Technical parameters

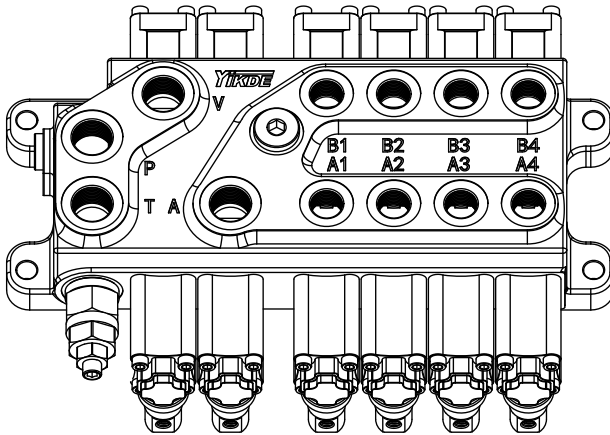
Parameter	Model	M45/6
Oil port thread		G3/8 D=26 L=13
Oil port standard		ISO 1179-1
Max flow		45L/min
Max pressure		21MPa
Safety valve set pressure		17.5MPa
Weight		9.6kg
Operating temperature		-30~100°C
Working medium		46#Anti-wear hydraulic oil
Oil cleanliness		NAS1638 9&ISO4406 20/18/15
Valve body		Cast iron, surface coated with anti-rust oil

View

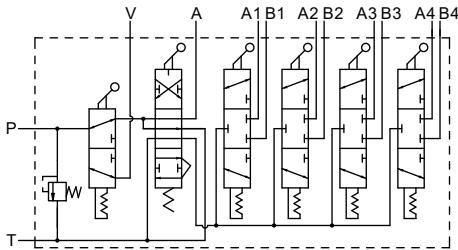


Port





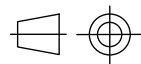
Schematic diagram



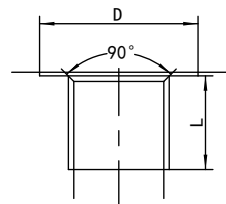
Technical parameters

Parameter	Model	DCV60-6-A4J
Oil port thread	M22×1.5	D=32 L=16(P.T.V.A)
Oil port thread	M18×1.5	D=26 L=15(A1~B4)
Oil port standard		ISO 9974-1
Max flow		60L/min
Max pressure		25MPa
Safety valve set pressure		21MPa
Weight		15.1kg
Operating temperature		-30~100°C
Working medium		46#Anti-wear hydraulic oil
Oil cleanliness		NAS1638 9&ISO4406 20/18/15
Valve body		Cast iron, surface spray paint

View



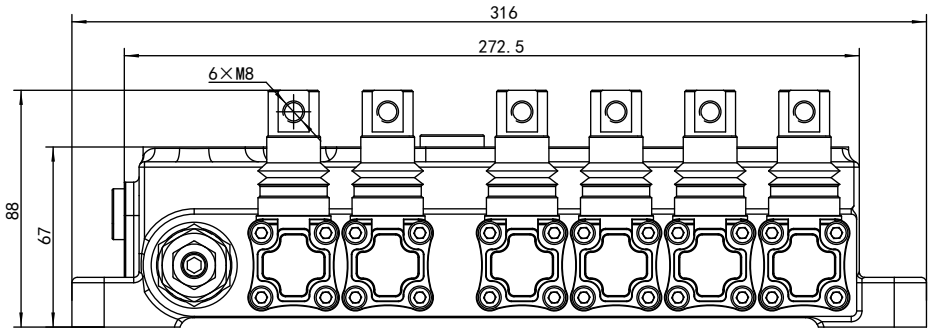
Port



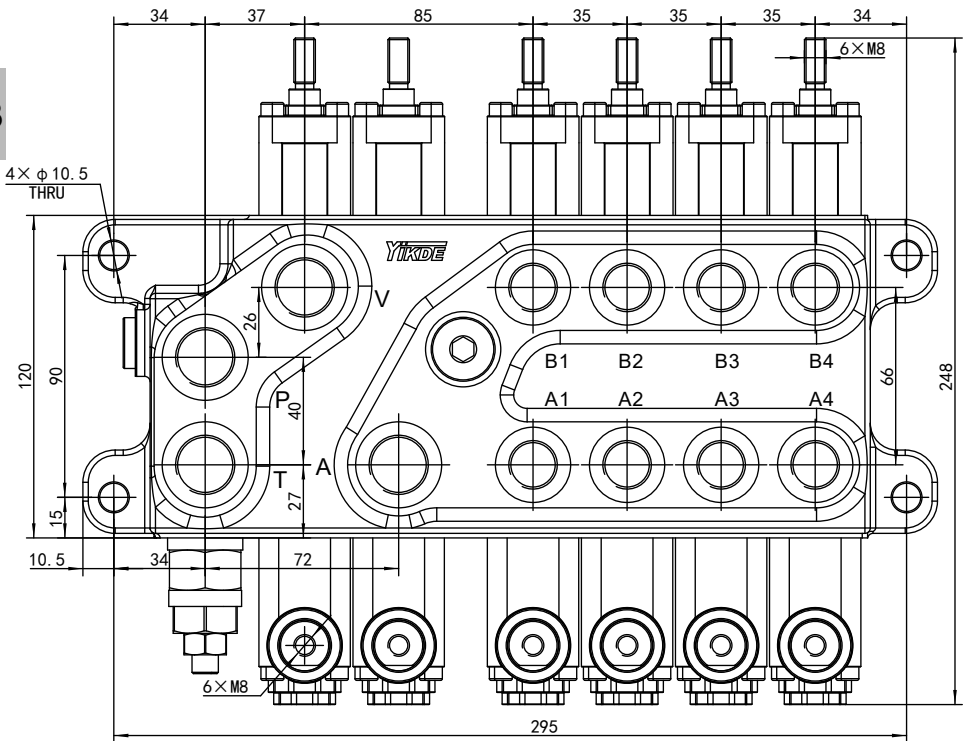
03

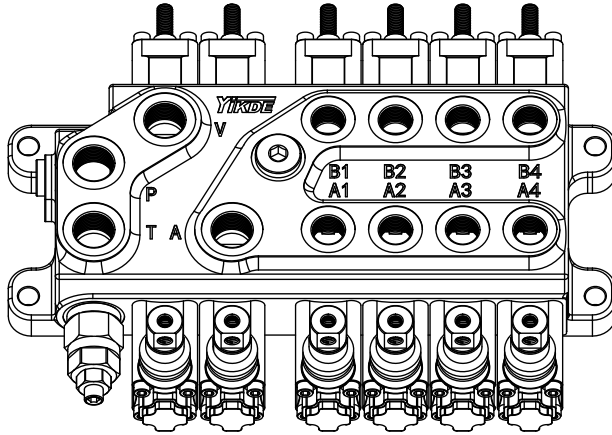
DCV60-6-A4JD

Outline drawing

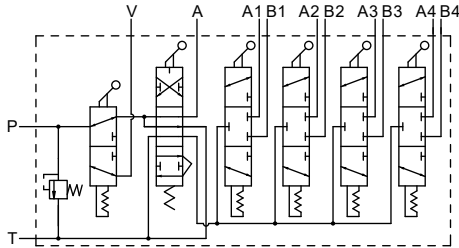


03





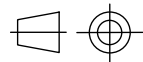
Schematic diagram



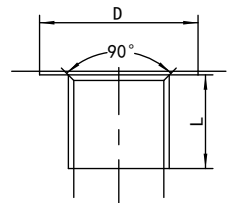
Technical parameters

Parameter	Model	DCV60-6-A4JD
Oil port thread		M22×1.5 D=32 L=16(P.T.V.A)
Oil port thread		M18×1.5 D=26 L=15(A1~B4)
Oil port standard		ISO 9974-1
Max flow		60L/min
Max pressure		25MPa
Safety valve set pressure		21MPa
Weight		15.1kg
Operating temperature		-30~100°C
Working medium		46#Anti-wear hydraulic oil
Oil cleanliness		NAS1638 9&ISO4406 20/18/15
Valve body		Cast iron, surface spray paint

View

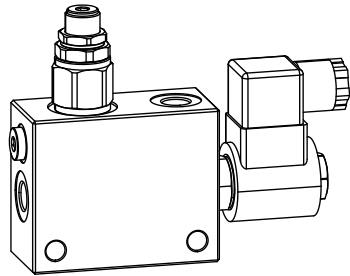
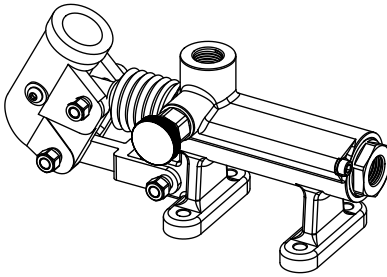
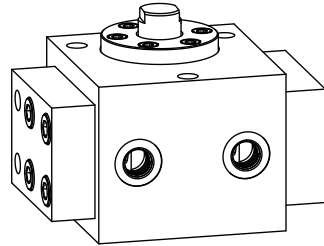
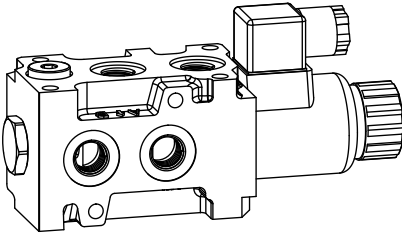


Port



03

Comprehensive Valve



Features:

- Functional valves for multiple mobile vehicles
- Reliable components, easy maintenance
- Stable opening pressure
- Compact structure, easy installation
- Effective resistance to oil pressure shock

Functional Description :

The comprehensive valve is composed of solenoid valve group, synchronous valve, oil circuit selection valve, diverter valve, emergency manual pump and other units.

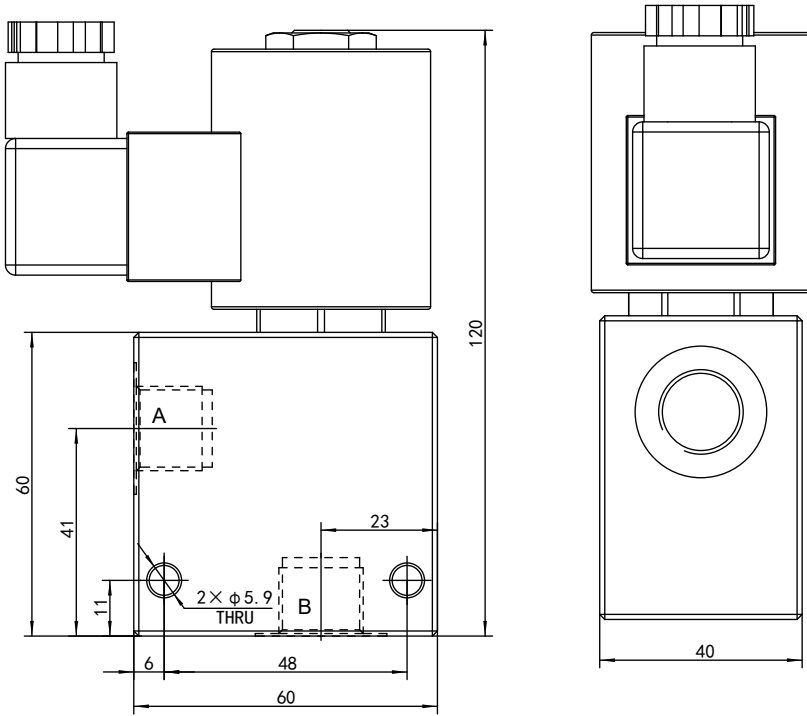
The integrated valve is widely used in various mobile vehicles such as excavators and accessories, aerial work vehicles, special transportation vehicles, sanitation vehicles, etc. It has the characteristics of compact structure and easy installation and maintenance.

Parameter Model	Oil port	Max pressure	Max flow(displacement)	Page
YSVB-1	G3/8	20MPa	50L/min	060~061
YSVB-3	G1/2	20MPa	68L/min	062~063
YSVB-4	G3/8	20MPa	76L/min	064~065
YSVB-5	G3/8	20MPa	22L/min	066~067
YXD03-3	G1/4	20MPa	11L/min	068~069
YRS-5	G1/4&G1/8	20MPa	11L/min	070~071
MOP06-**	G3/8&G1/4	25MPa	40L/min	072~073
YPM-50	G1/2	28MPa	50mL/stroke	074~075
YPM-50A	G1/2&G1/4	28MPa	50mL/stroke	076~077
YPM-50S	G1/2	28MPa	50mL/stroke	078~079
FJLZ-L15H	M22×1.5&M18×1.5	21MPa	40L/min	080~081

04

YSVB-1

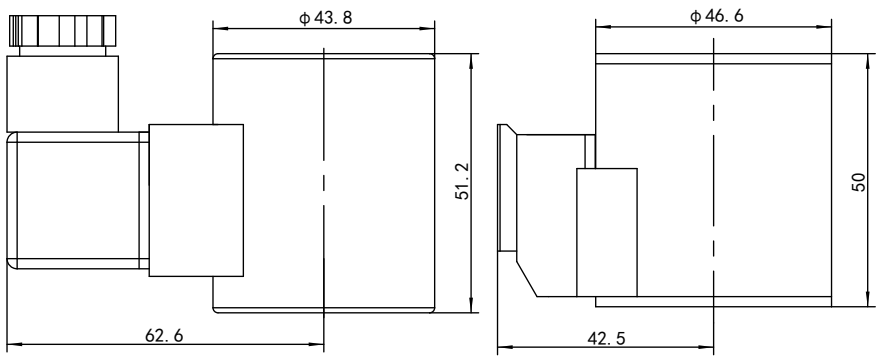
Outline drawing



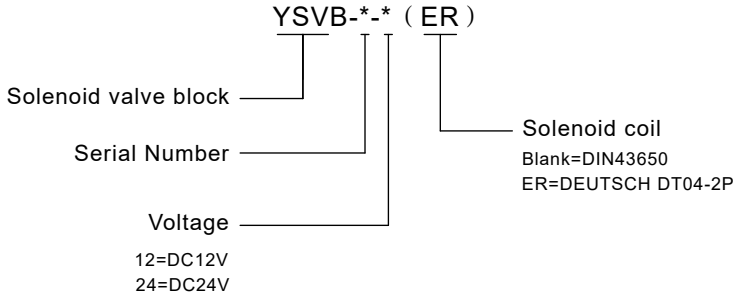
04

DIN43650

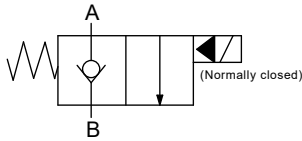
DEUTSCH DT04-2P
Corresponding connector: DEUTSCH DT06-2S



Model



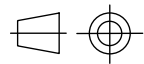
Schematic diagram



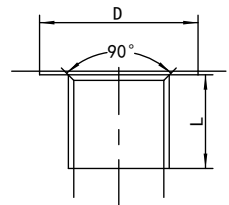
Technical parameters

Parameter	Model	YSVB-1
Oil port thread		G3/8 D=26 L=13
Oil port standard		ISO 1179-1
Max flow		50L/min
Max pressure		20MPa
Solenoid coil voltage		DC 12V±10%/DC 24V±5%
Internal leakage		3drop/min@ 20MPa
Weight		0.79kg(DIN43650)
		0.87kg(DEUTSCH DT04-2P)
Operating temperature		-30~100°C
Working medium		46#Anti-wear hydraulic oil
Oil cleanliness		NAS1638 9&ISO4406 20/18/15
Valve body material		6061-T6 Aluminum Alloy

View



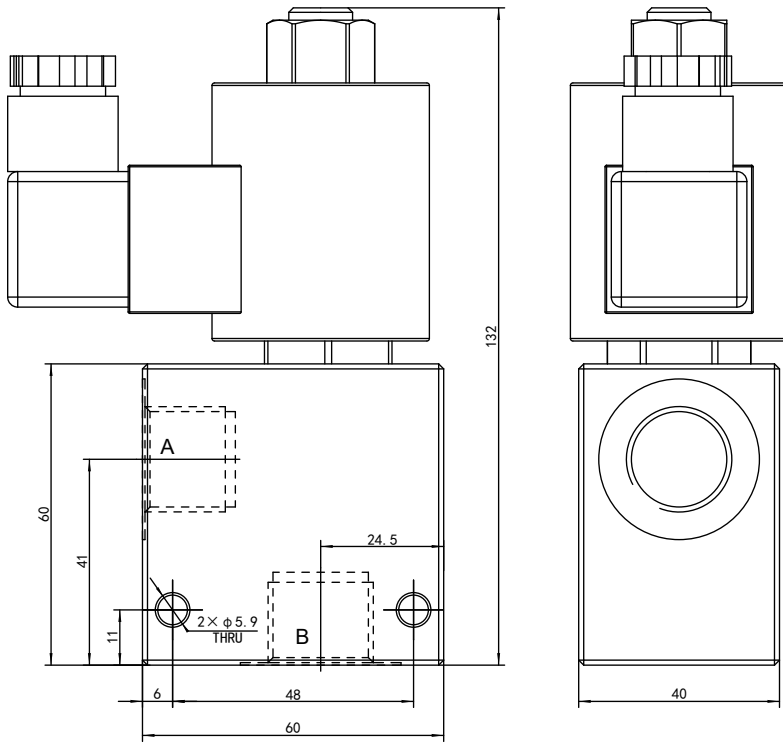
Port



04

YSVB-3

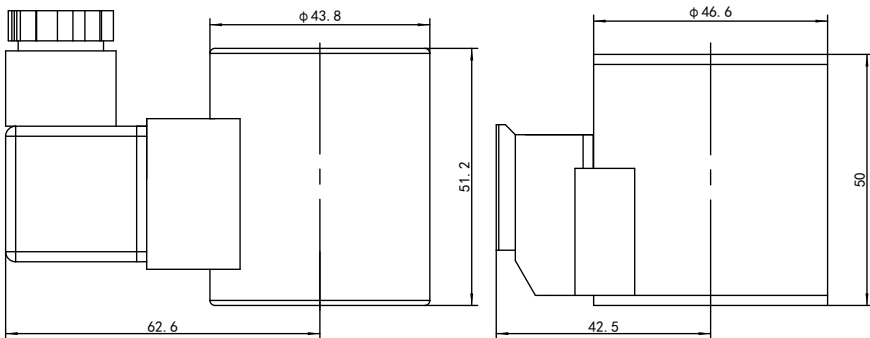
Outline drawing



DIN43650

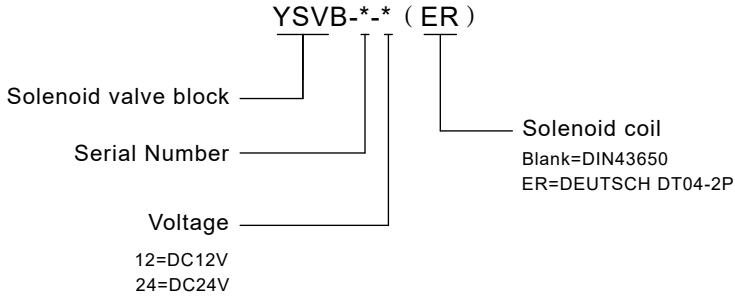
DEUTSCH DT04-2P

Corresponding connector: DEUTSCH DT06-2S

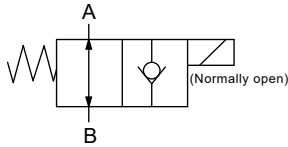


04

Model



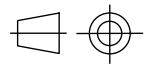
Schematic diagram



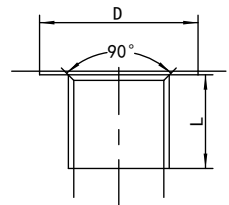
Technical parameters

Parameter	Model	YSVB-3
Oil port thread		G1/2 D=32 L=16
Oil port standard		ISO 1179-1
Max flow		68L/min
Max pressure		20MPa
Solenoid coil voltage		DC 12V±10%/DC 24V±5%
Internal leakage		3drop/min@ 20MPa
Weight		0.83kg(DIN43650)
		0.9kg(DEUTSCH DT04-2P)
Operating temperature		-30~100°C
Working medium		46#Anti-wear hydraulic oil
Oil cleanliness		NAS1638 9&ISO4406 20/18/15
Valve body material		6061-T6 Aluminum Alloy

View

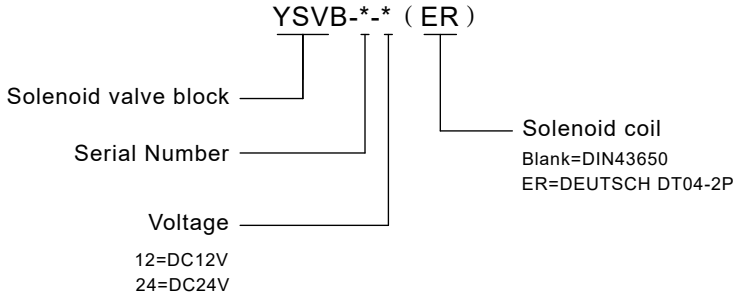


Port

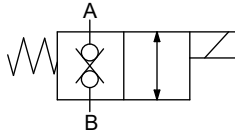


04

Model



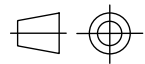
Schematic diagram



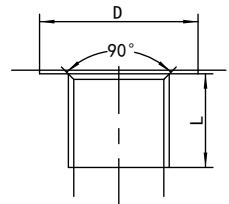
Technical parameters

Parameter	Model	YSVB-4
Oil port thread		G3/8 D=26 L=13
Oil port standard		ISO 1179-1
Max flow		76L/min
Max pressure		20MPa
Solenoid coil voltage		DC 12V±10%/DC 24V±5%
Internal leakage		5drop/min.@ 20MPa
Weight		0.8kg(DIN43650)
		0.85kg(DEUTSCH DT04-2P)
Operating temperature		-30~100°C
Working medium		46#Anti-wear hydraulic oil
Oil cleanliness		NAS1638 9&ISO4406 20/18/15
Valve body material		6061-T6 Aluminum Alloy

View



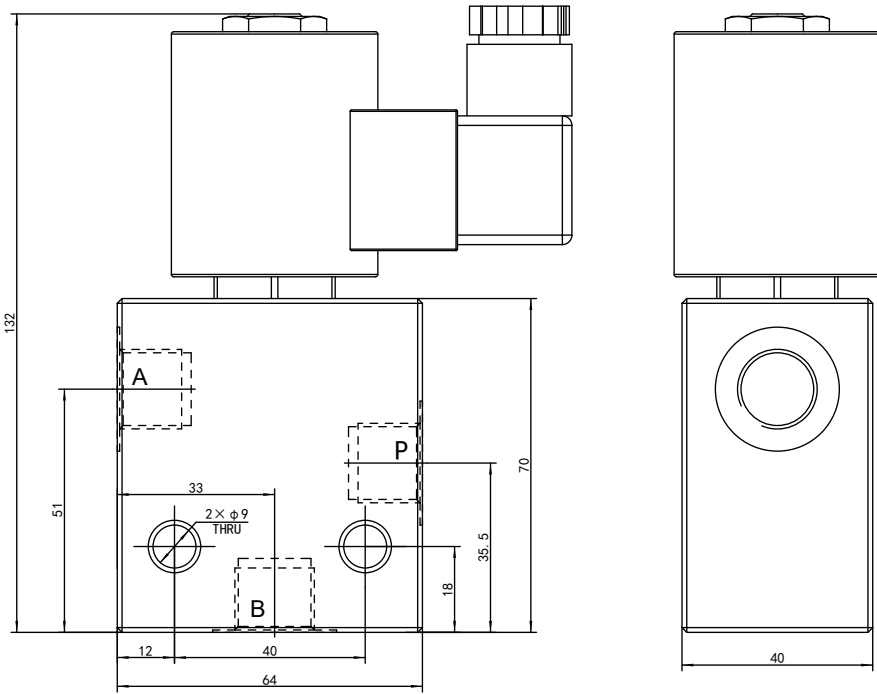
Port



04

YSVB-5

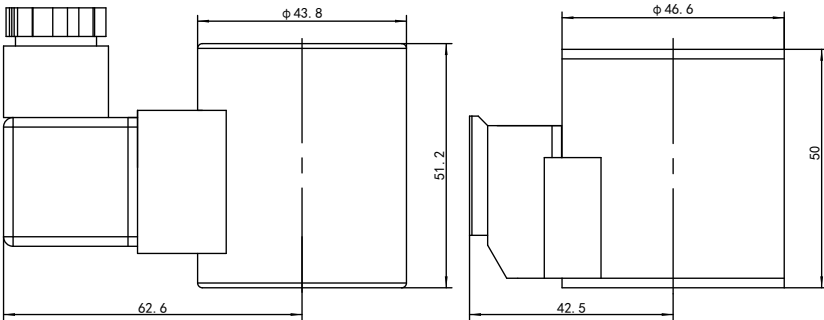
Outline drawing



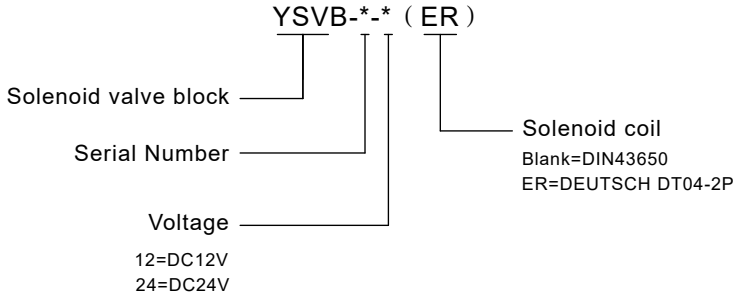
04

DIN43650

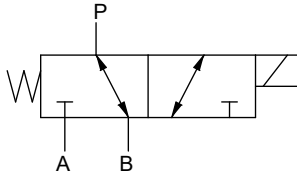
DEUTSCH DT04-2P
Corresponding connector: DEUTSCH DT06-2S



Model



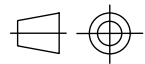
Schematic diagram



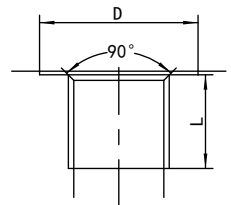
Technical parameters

Parameter	Model	YSVB-5
Oil port thread		G3/8 D=26 L=13
Oil port standard		ISO 1179-1
Max flow		22L/min
Max pressure		20MPa
Solenoid coil voltage		DC 12V±10%/DC 24V±5%
Internal leakage		115mL/min@ 20MPa
Weight		0.91kg(DIN43650)
		0.95kg(DEUTSCH DT04-2P)
Operating temperature		-30~100°C
Working medium		46#Anti-wear hydraulic oil
Oil cleanliness		NAS1638 9&ISO4406 20/18/15
Valve body material		6061-T6 Aluminum Alloy

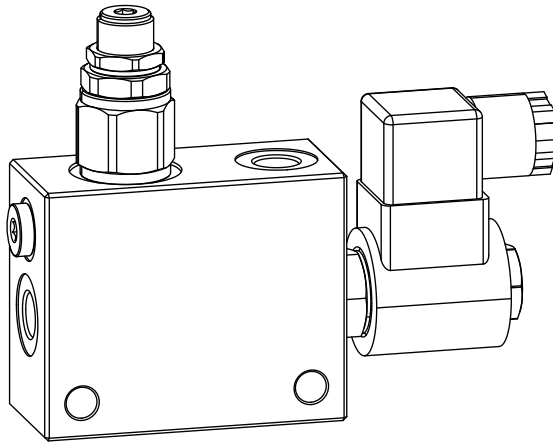
View



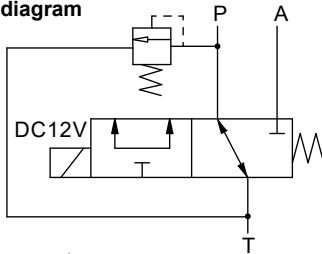
Port



04



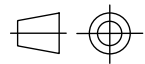
Schematic diagram



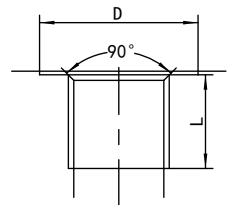
Technical parameters

Parameter	Model	YXD03-3
Oil port thread		G1/4 D=22 L=13
Oil port standard		ISO 1179-1
Max flow		11L/min
Max pressure		20MPa
Safety valve set pressure		2.5MPa
Solenoid coil voltage		DC 12V±10%
Internal leakage		82mL/min@ 20MPa
Weight		0.93kg
Operating temperature		-30~100°C
Working medium		46#Anti-wear hydraulic oil
Oil cleanliness		NAS1638 9&ISO4406 20/18/15
Valve body material		6061-T6 Aluminum Alloy

View



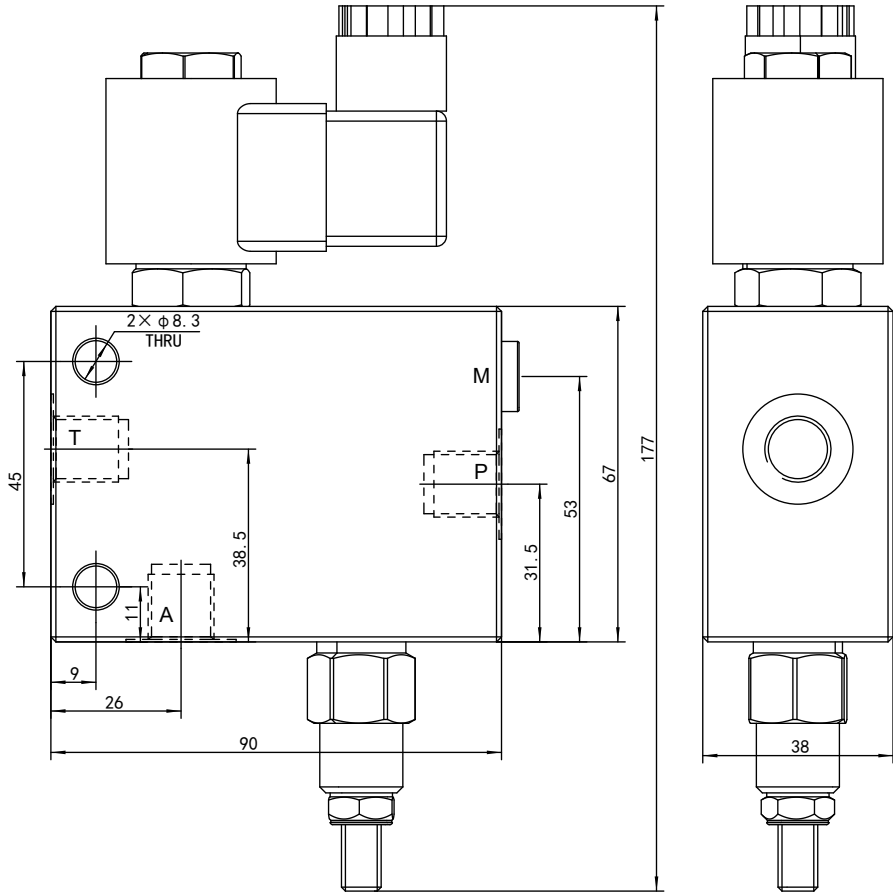
Port



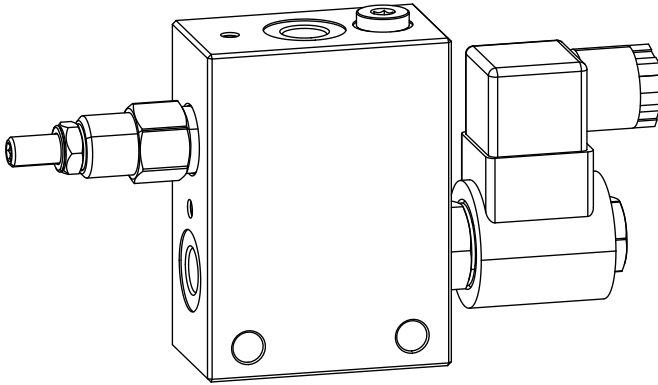
04

YRS-5

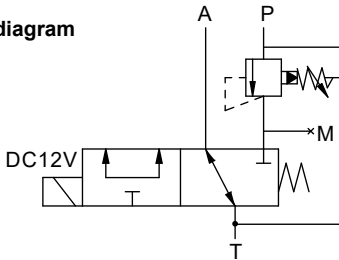
Outline drawing



04



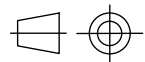
Schematic diagram



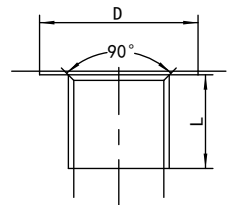
Technical parameters

Parameter	Model	YRS-5
Oil port thread		G1/4 D=22 L=13(P.T.A)
		G1/8 D=15 L=9(M)
Oil port standard		ISO 1179-1
Max flow		11L/min
Max pressure		20MPa
PRV set pressure		3.5MPa
Solenoid coil voltage		DC 12V±10%
Internal leakage		82mL/min@ 20MPa
Weight		1.79kg
Operating temperature		-30~100°C
Working medium		46#Anti-wear hydraulic oil
Oil cleanliness		NAS1638 9&ISO4406 20/18/15
Valve body material		Cast iron, surface electroplating treatment

View



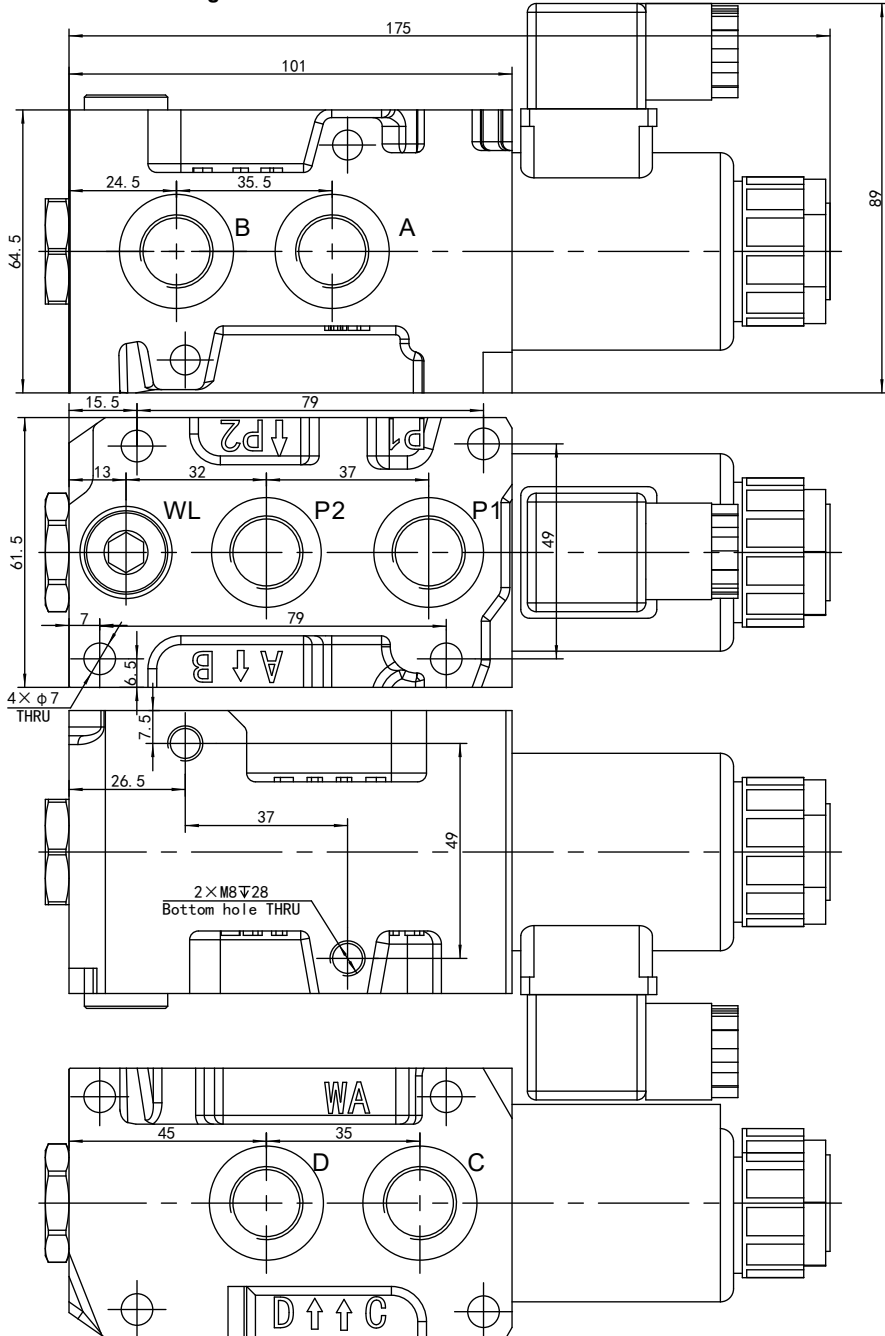
Port



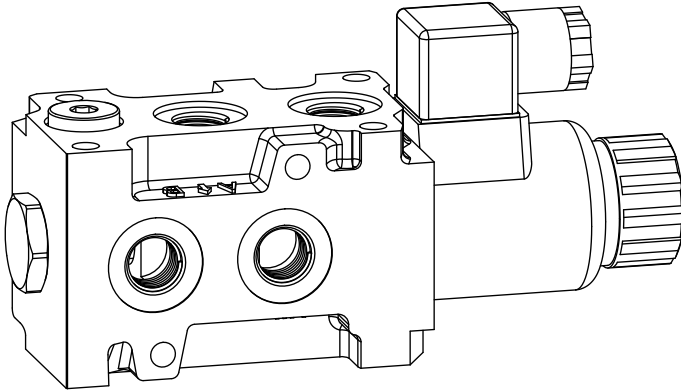
04

MOP06-**

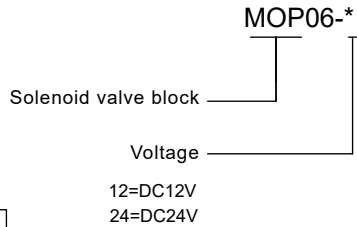
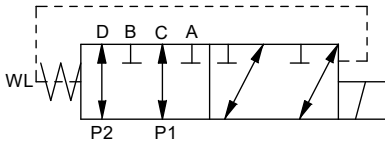
Outline drawing



04



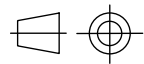
Schematic diagram



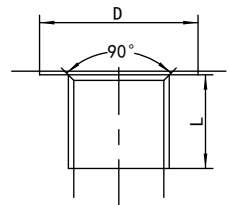
Technical parameters

Parameter	Model	MOP06-**
Oil port thread		G3/8 D=26 L=14(P1.P2.A.B.C.D)
		G1/4 D=22 L=13(WL)
Oil port standard		ISO 1179-1
Max flow		40L/min
Max pressure		25MPa
Solenoid coil voltage		DC 12V±10%/DC 24V±5%
Internal leakage		5ml/min@ 15MPa
Weight		2.9kg
Operating temperature		-30~100°C
Working medium		46#Anti-wear hydraulic oil
Oil cleanliness		NAS1638 9&ISO4406 20/18/15
Valve body material		Cast iron, surface spray paint

View

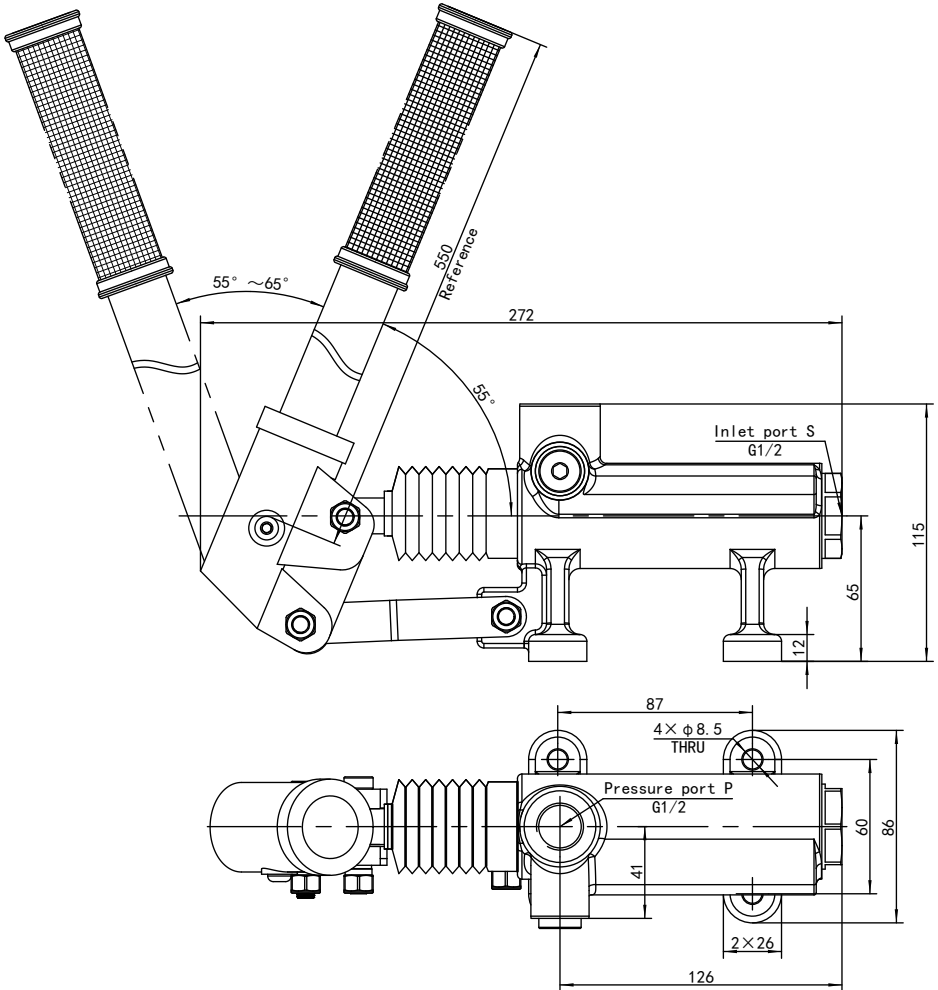


Port

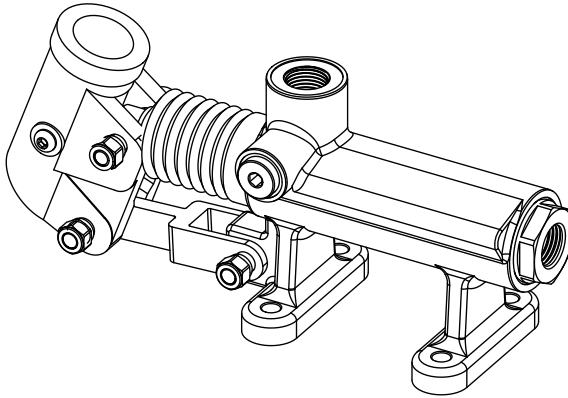


Outline drawing

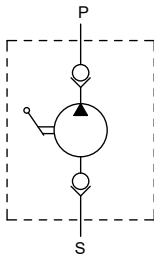
YPM-50



04



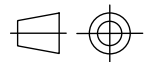
Schematic diagram



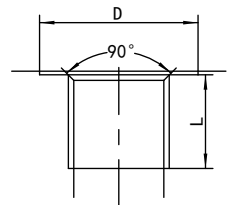
Technical parameters

Parameter	Model	YPM-50
Oil port thread		G1/2 D=32 L=16
Oil port standard		ISO 1179-1
Displacement		50mL/stroke
Max pressure		28MPa
Weight		4.9kg
Operating temperature		-30~100°C
Working medium		46#Anti-wear hydraulic oil
Oil cleanliness		NAS1638 9&ISO4406 20/18/15
Valve body		Cast iron, surface spray paint

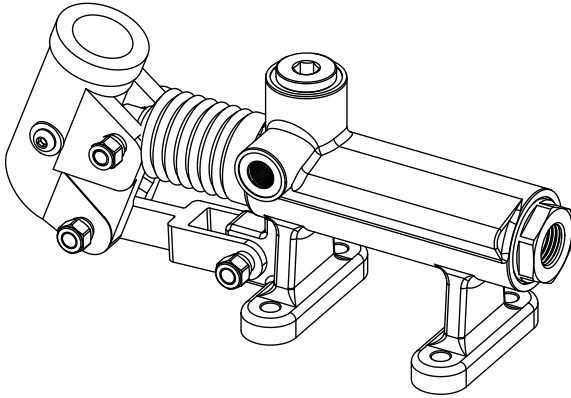
View



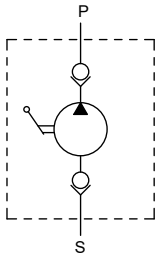
Port



04



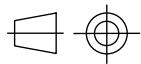
Schematic diagram



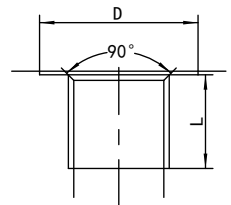
Technical parameters

Parameter	Model	YPM-50A
Oil port thread		G1/2 D=32 L=16(S)
		G1/4 D=22 L=13(P)
Oil port standard		ISO 1179-1
Displacement		50mL/stroke
Max pressure		28MPa
Weight		4.9kg
Operating temperature		-30~100°C
Working medium		46#Anti-wear hydraulic oil
Oil cleanliness		NAS1638 9&ISO4406 20/18/15
Valve body		Cast iron, surface spray paint

View



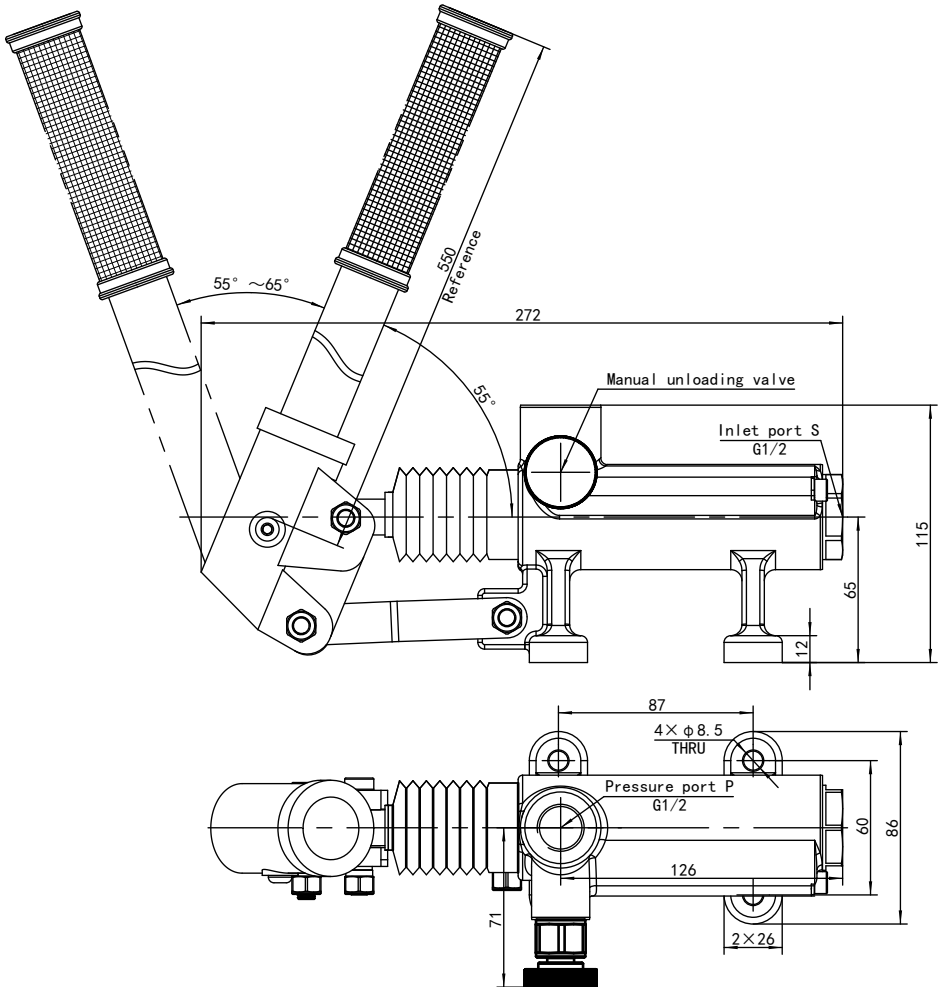
Port



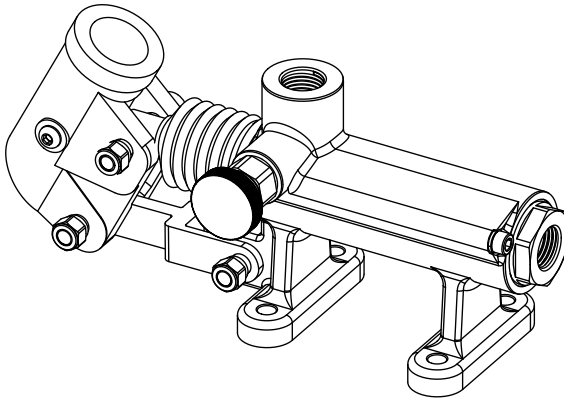
04

Outline drawing

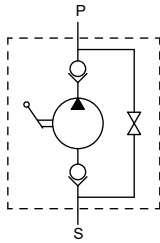
YPM-50S



04



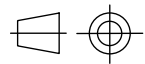
Schematic diagram



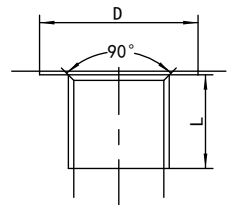
Technical parameters

Parameter	Model	YPM-50S
Oil port thread		G1/2 D=32 L=16
Oil port standard		ISO 1179-1
Displacement		50mL/stroke
Max pressure		28MPa
Weight		4.92kg
Operating temperature		-30~100°C
Working medium		46#Anti-wear hydraulic oil
Oil cleanliness		NAS1638 9&ISO4406 20/18/15
Valve body		Cast iron, surface spray paint

View

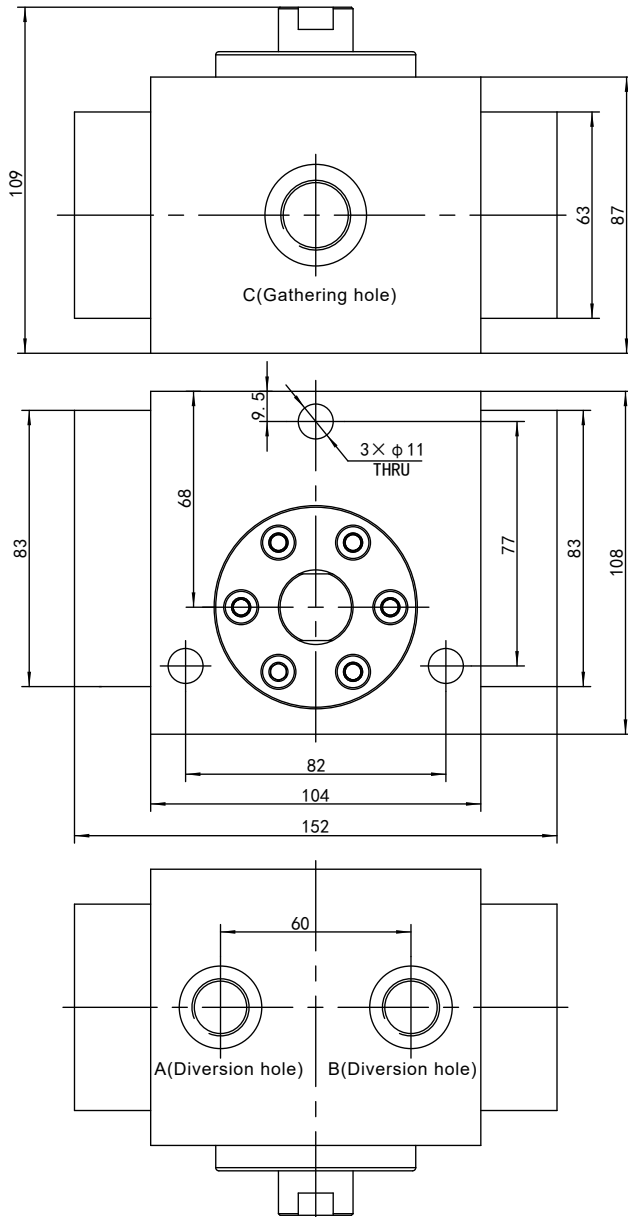


Port

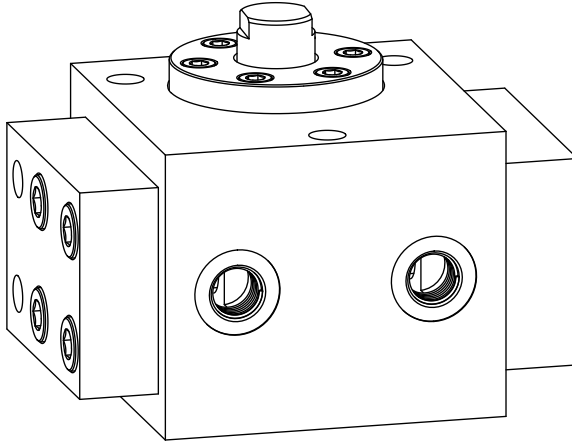


FJLZ-L15H

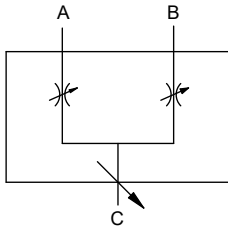
Outline drawing



04



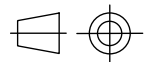
Schematic diagram



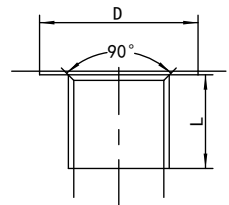
Technical parameters

Parameter	Model	FJLZ-L15H
Oil port thread		M22×1.5 D=32 L=16(C)
		M18×1.5 D=22 L=13(A,B)
Oil port standard		ISO 9974-1
Nominal flow rate		40L/min
Equal-time flow		20~50L/min
Synchronization error		2%
Nominal diameter		10mm
Max pressure		21MPa
Weight		8.2kg
Operating temperature		-30~100°C
Working medium		46#Anti-wear hydraulic oil
Oil cleanliness		NAS1638 9&ISO4406 20/18/15
Valve body		Cast iron, surface spray paint

View



Port



04

Central Swivel Joint

Features :

- Multiple connection and installation methods
- Multi-channel customization
- Reliable sealing and longer service life
- Compact structure and easy installation
- Effective resistance to oil pressure shock

Functional Description :

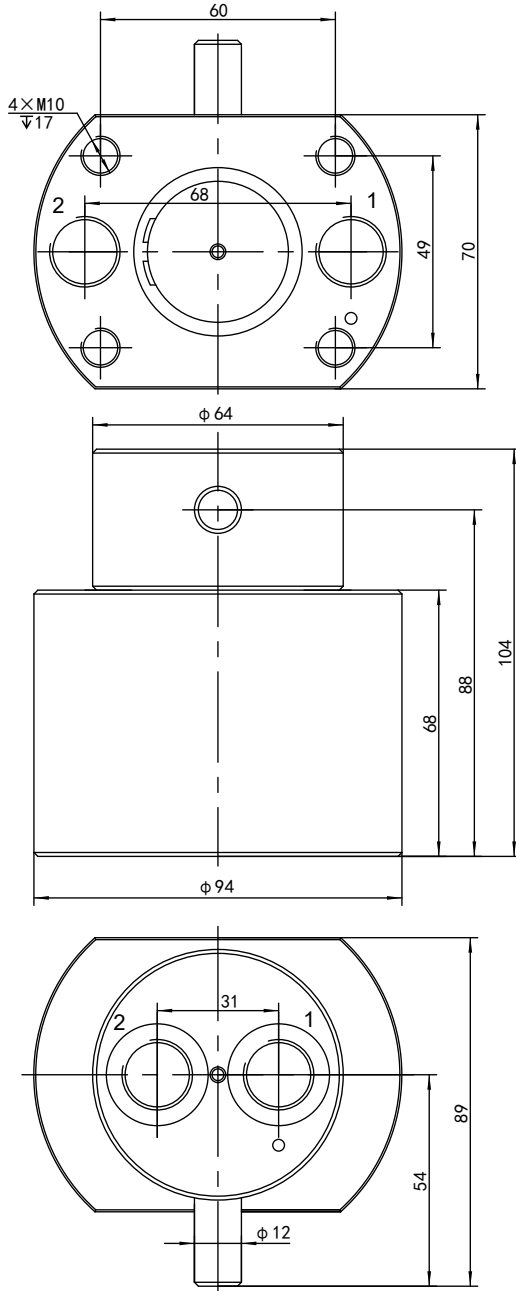
The central swivel joint consists of a swivel shaft, a swivel body, a bottom cover, and a sealing material. It is used in working conditions where the swivel mechanism including hydraulic, electrical circuits, and gas circuits needs to rotate 360 degrees.

The central swivel joint can realize 360-degree rotation of hydraulic oil pipes, transmission wires, and gas lines without motion interference. It is widely used in the swivel mechanism of excavators, cranes, aerial work vehicles, rotary drilling rigs, graders, and other equipment.

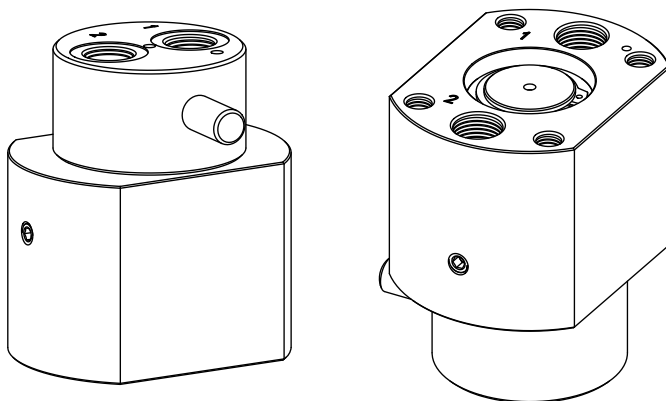
Parameter Model	Oil port	Max pressure	Max flow	Page	Parameter Model	Oil port	Max pressure	Max flow	Page
YHZ-2-1	M18×1.5	25MPa	15L/min	084~085	YHZ-8-5	G1/4	0.5MPa&25MPa	25L/min	124~125
YHZ-2-3	M18×1.5	25MPa	50L/min	086~087	YHZ-8-7	G1/4&G3/8&G1/2	0.5MPa&25MPa	20L/min&40L/min	126~127
YHZ-2-5N	G3/8	32MPa	40L/min	088~089		3/4-16UNF			
YHZ-2-6	M18×1.5	32MPa	40L/min	090~091	YHZ-8-8	M14×1.5&M18×1.5	0.5MPa&7.5MPa	5L/min&62L/min	128~129
YHZ-2-10	G3/4	32MPa	150L/min	092~093		M20×1.5&M24×1.5			
YHZ-3-3SR*	M14×1.5&M18×1.5	25MPa	20L/min&50L/min	094~095	YHZ-8-9	G1/4	25MPa	25L/min	130~131
YHZ-3-5SR*	M22×1.5	25MPa	80L/min	096~097	YHZ-8-10	G1/4&G3/8&G1/2	0.5MPa&5MPa	20L/min&40L/min	132~133
YHZ-4-1SR*	M16×1.5&M22×1.5	5MPa&32MPa	40L/min&60L/min	098~099					
YHZ-4-2	M27×2	25MPa	120L/min	100~101	YHZ-8-12	G1/4&G3/8&G1/2	0.5MPa&5MPa	20L/min&40L/min	134~135
	G3/8		40L/min						
YHZ-4-3	G3/4	25MPa	80L/min	102~103	YHZ-9-1	G1/4	0.5MPa&25MPa	25L/min	136~137
YHZ-4-4	M18×1.5	25MPa	40L/min	104~105	YHZ-9-2SR*	M18×1.5	25MPa	60L/min	138~139
YHZ-6-1N	M14×1.5	25MPa	25L/min	106~107	YHZ-9-4	G1/4	0.5MPa&25MPa	25L/min	140~141
YHZ-6-3A	G1/4	25MPa	25L/min	108~109	YHZ-10-1	M12×1.5&M14×1.5	25MPa	30L/min	142~143
YHZ-6-4N	G3/8	25MPa	45L/min	110~111	YHZ-10-2	M12×1.5&M14×1.5	25MPa	30L/min	144~145
YHZ-6-10	M14×1.5&M18×1.5	25MPa	25L/min&40L/min	112~113	YHZ-10-3	G1/8&G1/4&G3/8	25MPa	20L/min&40L/min	146~147
YHZ-6-12A	G1/4	25MPa	25L/min	114~115	YHZ-10-4	M14×1.5	25MPa	25L/min	148~149
YHZ-6-14A	G1/4	25MPa	25L/min	116~117	YHZ-10-5	M12×1.5&M14×1.5	25MPa	30L/min	150~151
YHZ-7-1A	G1/4	25MPa	25L/min	118~119	YHZ-10-6	G1/8&G1/4&G3/8	25MPa	20L/min&40L/min	152~153
YHZ-8-1B	M14×1.5	25MPa	25L/min	120~121	YHZ-10-9	G1/4	0.5MPa&25MPa	15L/min&25L/min	153~154
YHZ-8-4	M14×1.5	25MPa	25L/min	122~123					

Outline drawing

YHZ-2-1



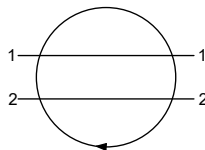
05



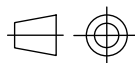
Schematic diagram

Technical parameters

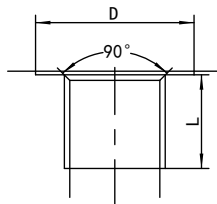
Parameter	Model	YHZ-2-1
Oil port thread		M18×1.5 D=26 L=15
Oil port standard		ISO 9974-1
Max flow		15L/min
Max pressure		25MPa
Diameter		6mm
Rotation ways		2
Starting torque		≤50N.m
Rotation torque		≤30N.m
Rotation speed		≤15r/min
Weight		3.7kg
Operating temperature		-30~100°C
Working medium		46#Anti-wear hydraulic oil
Oil cleanliness		NAS1638 9&ISO4406 20/18/15
Surface protection		Spray painting



View

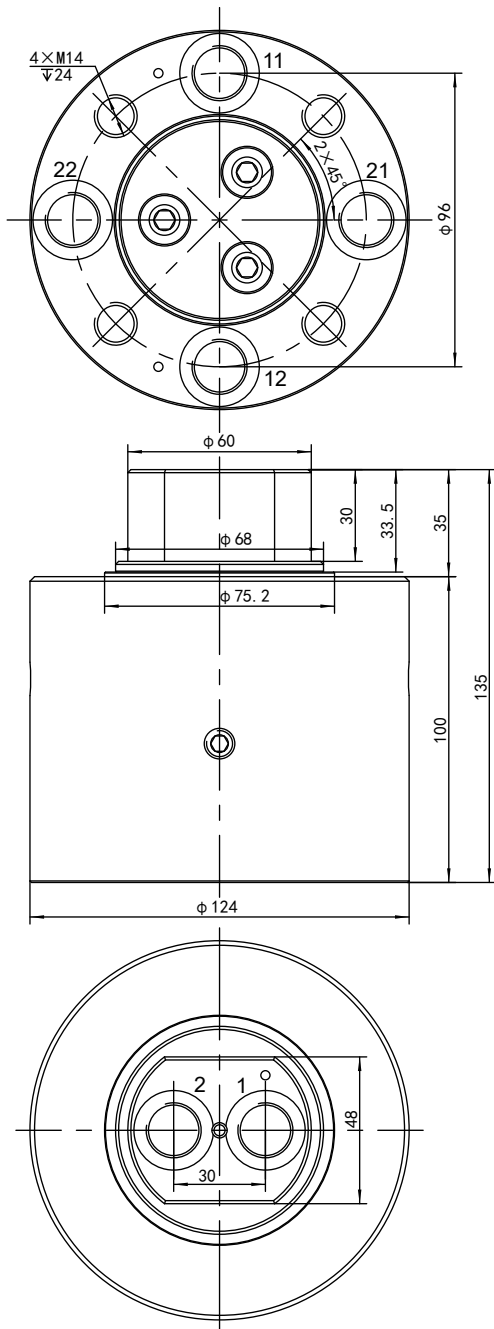


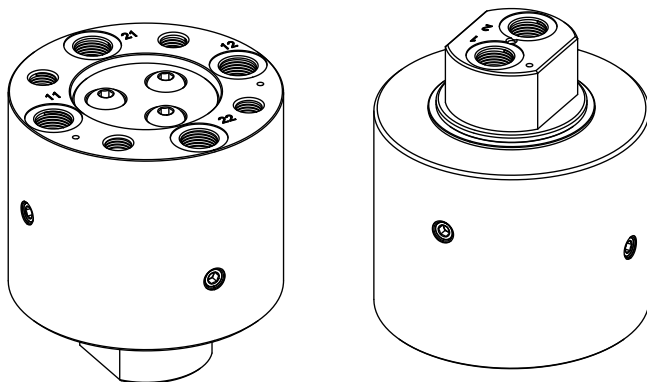
Port



Outline drawing

YHZ-2-3

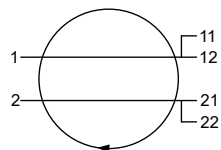




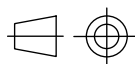
Schematic diagram

Technical parameters

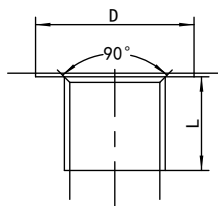
Parameter	Model	YHZ-2-3
Oil port thread		M18×1.5 D=26 L=15
Oil port standard		ISO 9974-1
Max flow		50L/min
Max pressure		25MPa
Diameter		8mm
Rotation ways		2
Starting torque		≤100N.m
Rotation torque		≤50N.m
Rotation speed		≤15r/min
Weight		8.6kg
Operating temperature		-30~100°C
Working medium		46#Anti-wear hydraulic oil
Oil cleanliness		NAS1638 9&ISO4406 20/18/15
Surface protection		Spray painting



View

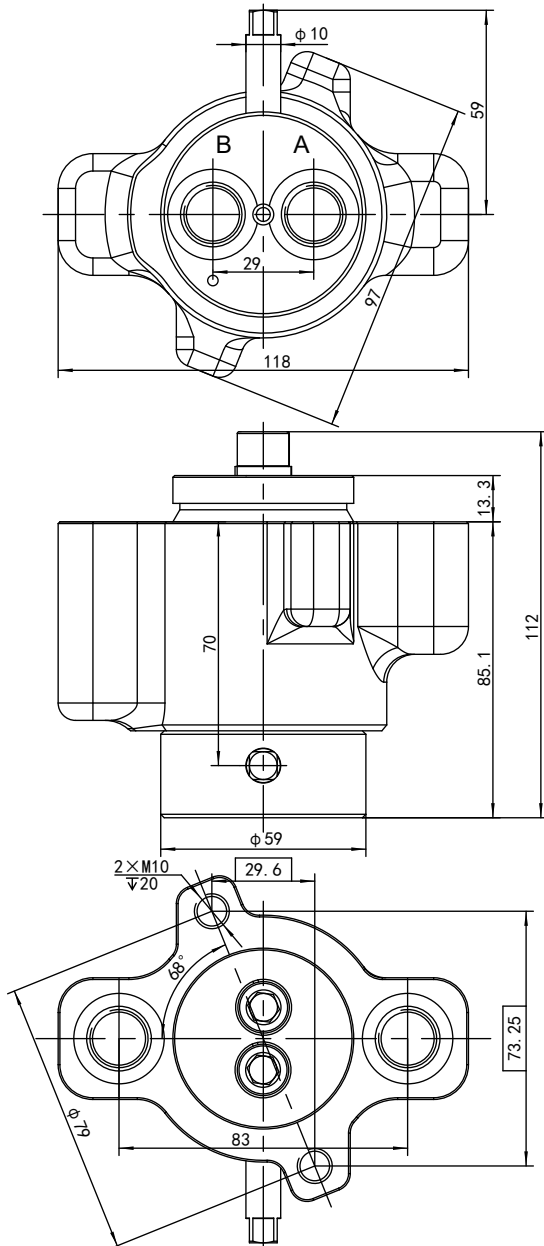


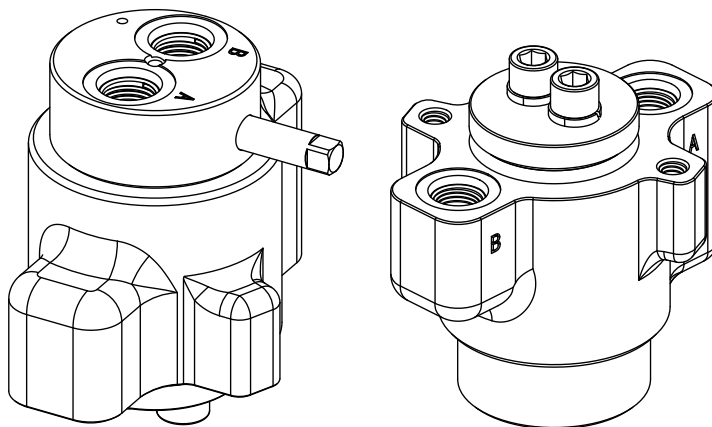
Port



Outline drawing

YHZ-2-5N

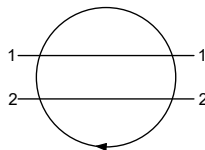




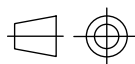
Schematic diagram

Technical parameters

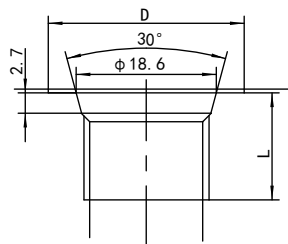
Parameter	Model	YHZ-2-5N
Oil port thread		G3/8 D=26 L=14
Oil port standard		JIS B 2351
Max flow		40L/min
Max pressure		32MPa
Diameter		8mm
Rotation ways		2
Starting torque		≤50N.m
Rotation torque		≤30N.m
Rotation speed		≤15r/min
Weight		2.8kg
Operating temperature		-30~100°C
Working medium		46#Anti-wear hydraulic oil
Oil cleanliness		NAS1638 9&ISO4406 20/18/15
Surface protection		Spray painting



View

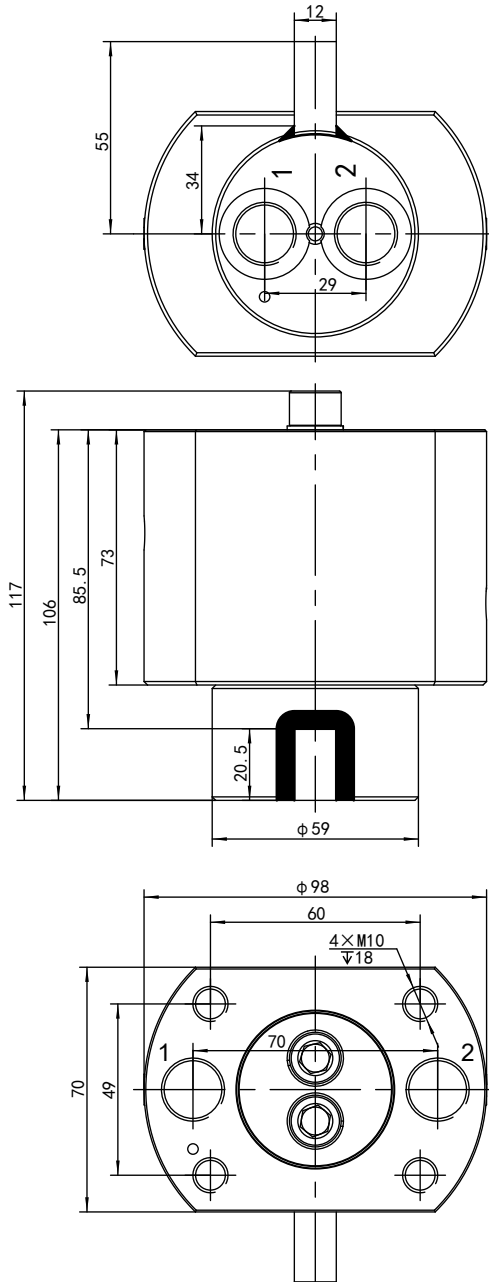


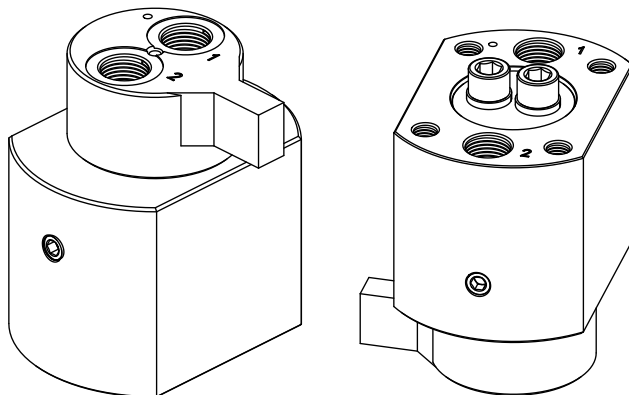
Port



Outline drawing

YHZ-2-6

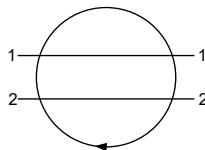




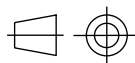
Schematic diagram

Technical parameters

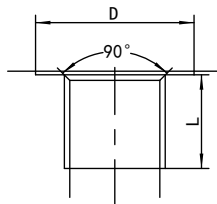
Parameter	Model	YHZ-2-6
Oil port thread		M18×1.5 D=26 L=15
Oil port standard		ISO 9974-1
Max flow		40L/min
Max pressure		32MPa
Diameter		8mm
Rotation ways		2
Starting torque		≤50N.m
Rotation torque		≤30N.m
Rotation speed		≤15r/min
Weight		3.7kg
Operating temperature		-30~100℃
Working medium		46#Anti-wear hydraulic oil
Oil cleanliness		NAS1638 9&ISO4406 20/18/15
Surface protection		Spray painting



View

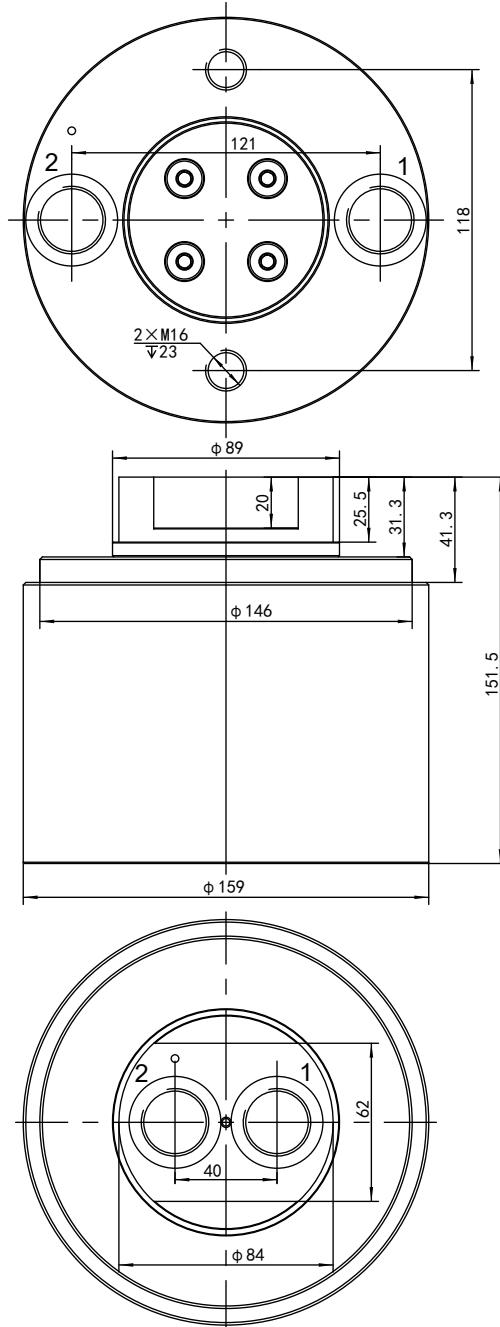


Port

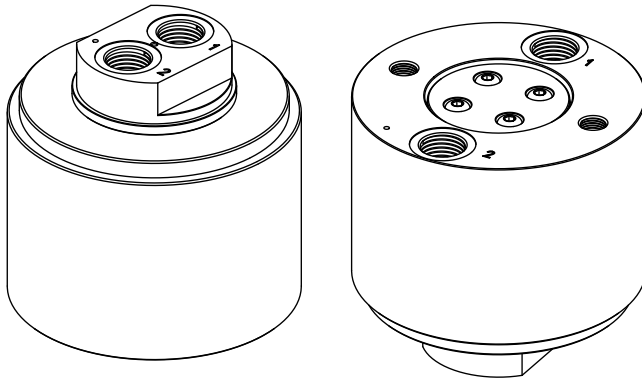


Outline drawing

YHZ-2-10



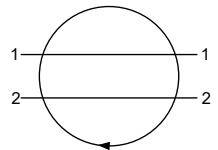
05



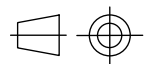
Schematic diagram

Technical parameters

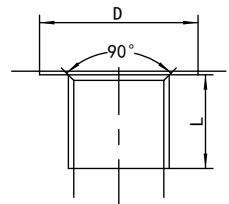
Parameter	Model	YHZ-2-10
Oil port thread		G3/4 D=36 L=18
Oil port standard		ISO 1179-1
Max flow		150L/min
Max pressure		32MPa
Diameter		18mm
Rotation ways		2
Starting torque		≤100N.m
Rotation torque		≤50N.m
Rotation speed		≤15r/min
Weight		16.5kg
Operating temperature		-30~100°C
Working medium		46#Anti-wear hydraulic oil
Oil cleanliness		NAS1638 9&ISO4406 20/18/15
Surface protection		Spray painting



View

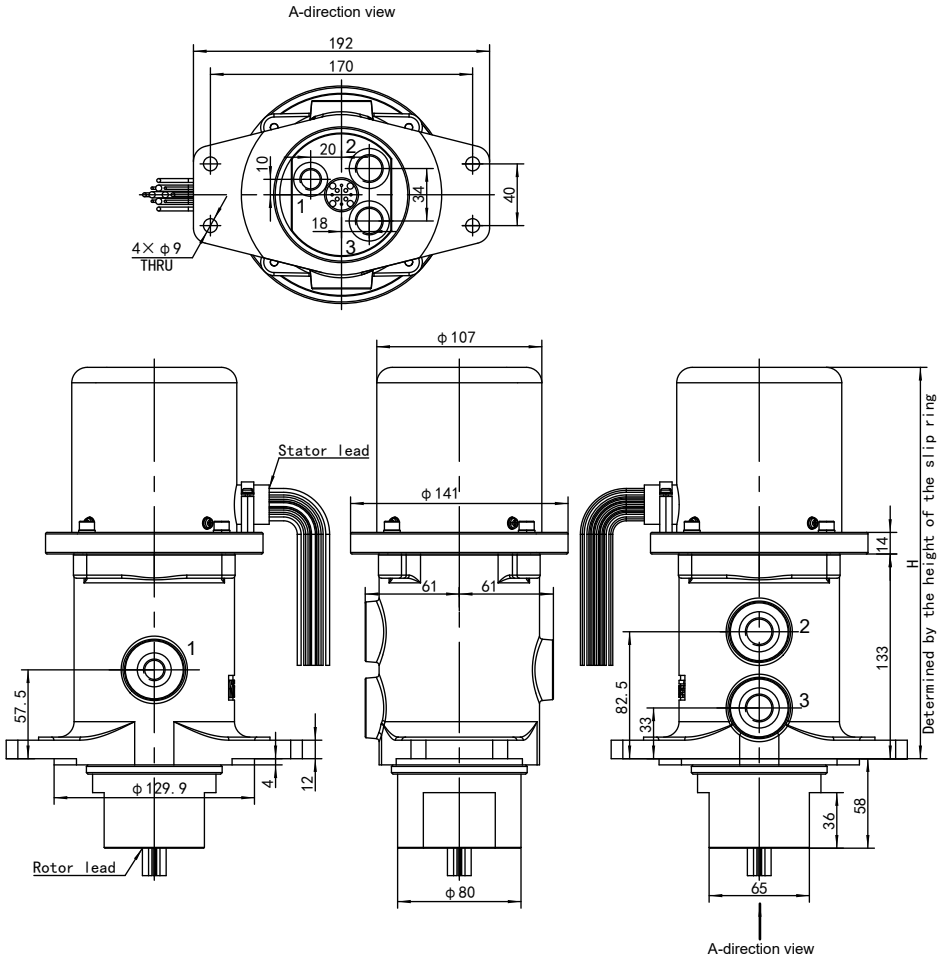


Port



YHZ-3-3SR*

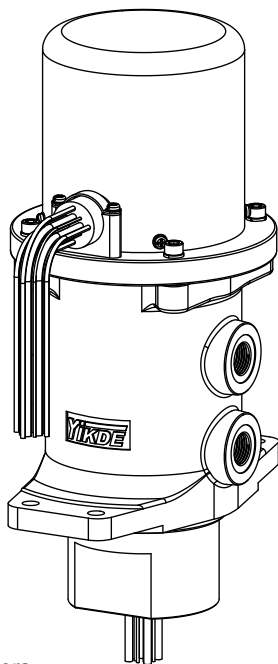
Outline drawing



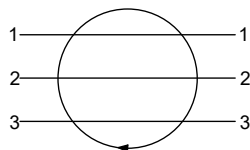
YHZ-3-3SR*

Number of slip ring channels
 ex.: 12(12 Channels)

05



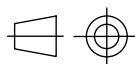
Schematic diagram



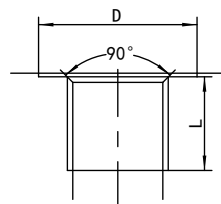
Technical parameters

Parameter	Model	YHZ-3-3SR*
Oil port thread		M14×1.5 D=22 L=13(1)
Oil port thread		M18×1.5 D=22 L=15(2.3)
Oil port standard		ISO 9974-1
Max flow		20L/min(1)&50L/min(2.3)
Max pressure		25MPa
Diameter		8mm
Rotation ways		3
Starting torque		≤100N.m
Rotation torque		≤50N.m
Rotation speed		≤15r/min
Weight		10.2kg(Without slip ring)
Operating temperature		-30~100°C
Working medium		46#Anti-wear hydraulic oil
Oil cleanliness		NAS1638 9&ISO4406 20/18/15
Surface protection		Spray painting

View

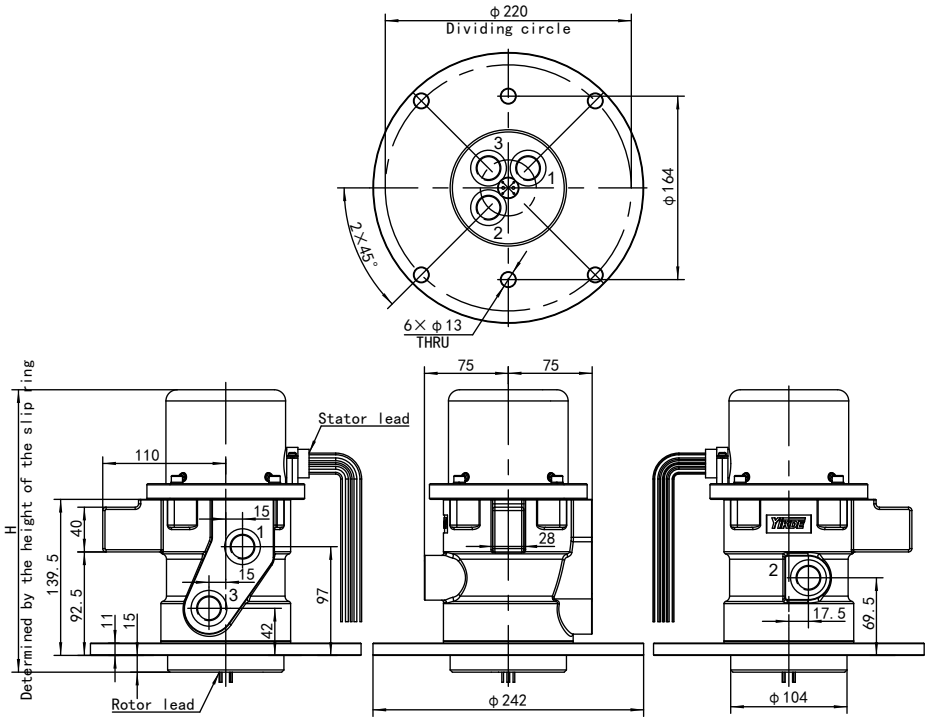


Port



YHZ-3-5SR*

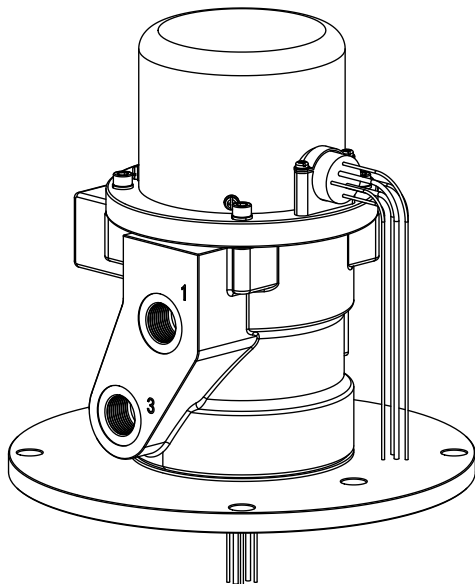
Outline drawing



YHZ-3-5SR*

Number of slip ring channels
ex.: 12(12 Channels)

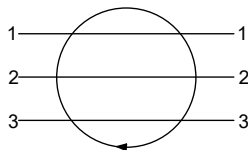
05



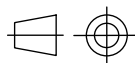
Technical parameters

Parameter	Model	YHZ-3-5SR*
Oil port thread		M22×1.5 D=32 L=16
Oil port standard		ISO 9974-1
Max flow		80L/min
Max pressure		25MPa
Diameter		12mm
Rotation ways		3
Starting torque		≤100N.m
Rotation torque		≤50N.m
Rotation speed		≤15r/min
Weight		14.7kg(Without slip ring)
Operating temperature		-30~100°C
Working medium		46#Anti-wear hydraulic oil
Oil cleanliness		NAS1638 9&ISO4406 20/18/15
Surface protection		Spray painting

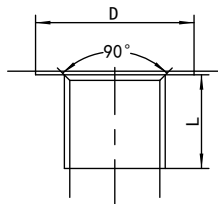
Schematic diagram



View

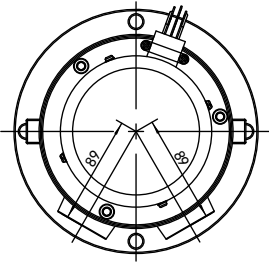
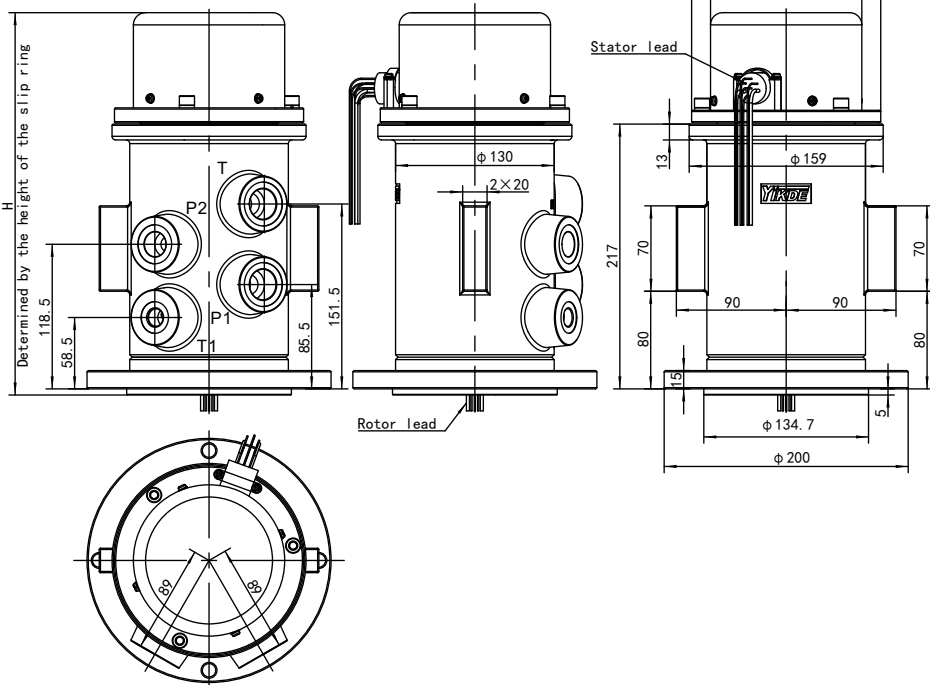
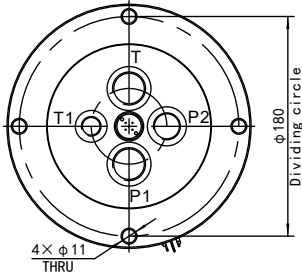


Port



YHZ-4-1SR*

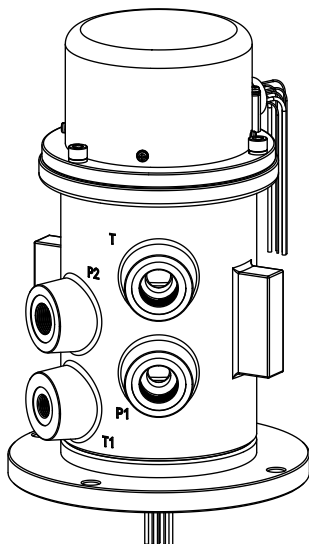
Outline drawing



YHZ-4-1SR*

05

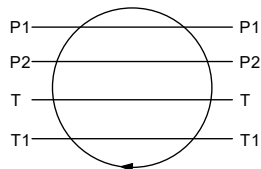
Number of slip ring channels
ex. : 12(12 Channels)



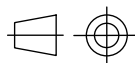
Technical parameters

Parameter	Model	YHZ-4-1SR*
Oil port thread		M27×2 D=36 L=18(P1.T)
		M22×1.5 D=32 L=16(P2)
		M16×1.5 D=26 L=15(T1)
Oil port standard		ISO 9974-1
Max flow		120L/min(P1.T)&60L/min(P2)&40L/min(T1)
Max pressure		32MPa(P1.P2)&5MPa(T.T1)
Diameter		16mm(P1)&12mm(P2)&18mm(T)&8mm(T1)
Rotation ways		4
Starting torque		≤180N.m
Rotation torque		≤140N.m
Rotation speed		≤15r/min
Weight		23.8kg(Without slip ring)
Operating temperature		-30~100°C
Working medium		46#Anti-wear hydraulic oil
Oil cleanliness		NAS1638 9&ISO4406 20/18/15
Surface protection		Spray painting

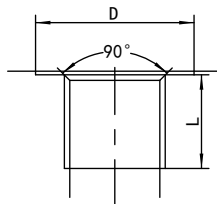
Schematic diagram



View

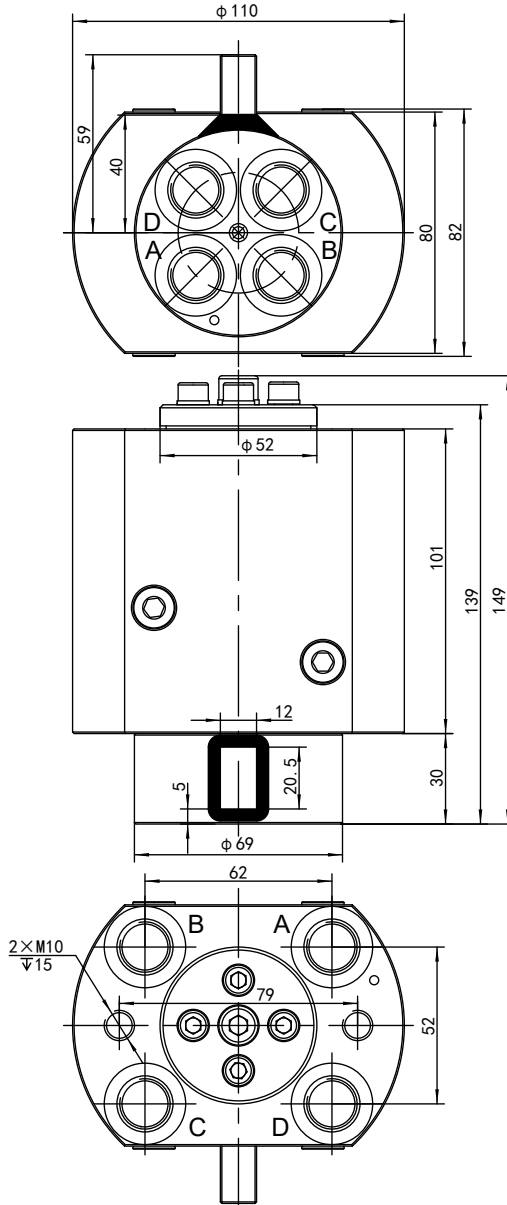


Port

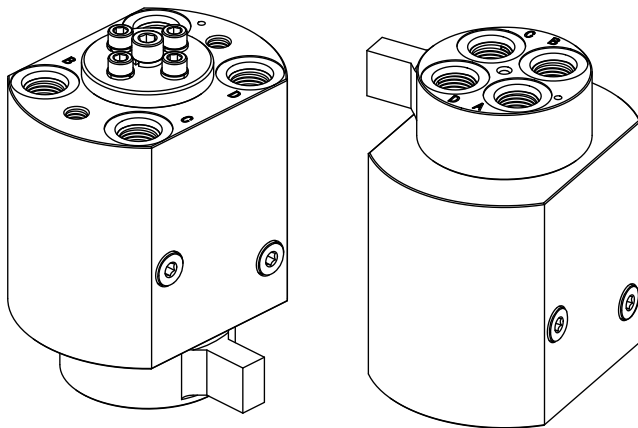


Outline drawing

YHZ-4-2



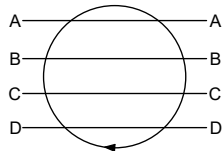
05



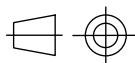
Schematic diagram

Technical parameters

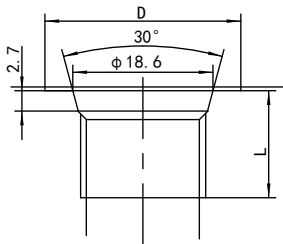
Parameter	Model	YHZ-4-2
Oil port thread		G3/8 D=26 L=14
Oil port standard		JIS B 2351
Max flow		40L/min
Max pressure		25MPa
Diameter		8mm
Rotation ways		4
Starting torque		≤100N.m
Rotation torque		≤50N.m
Rotation speed		≤15r/min
Weight		6.1kg
Operating temperature		-30~100°C
Working medium		46#Anti-wear hydraulic oil
Oil cleanliness		NAS1638 9&ISO4406 20/18/15
Surface protection		Spray painting



View



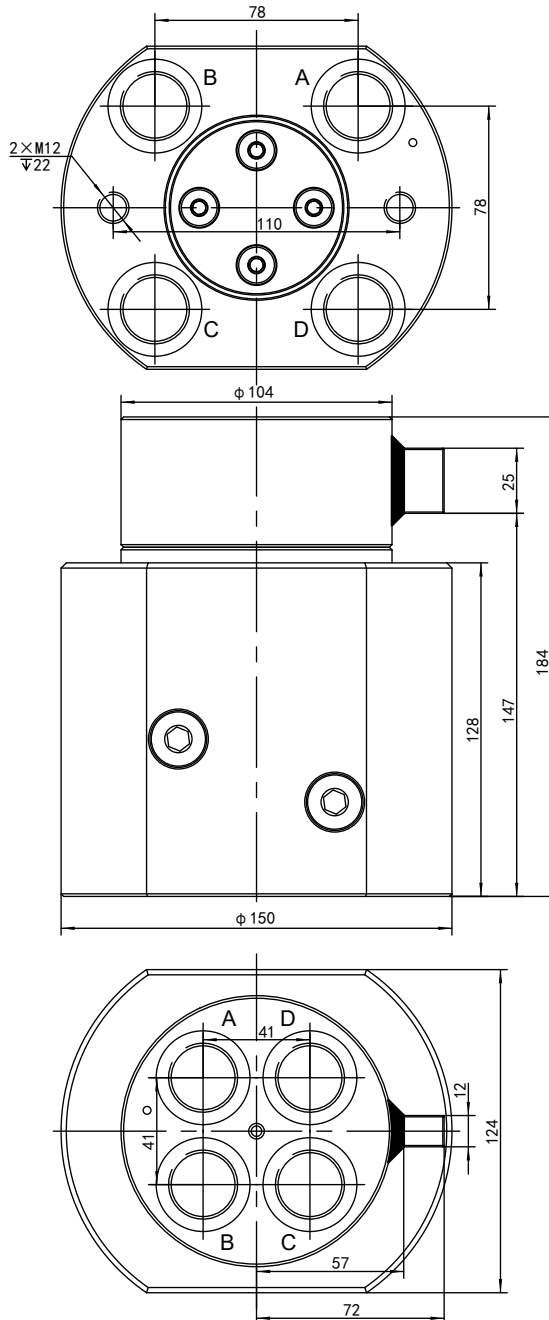
Port

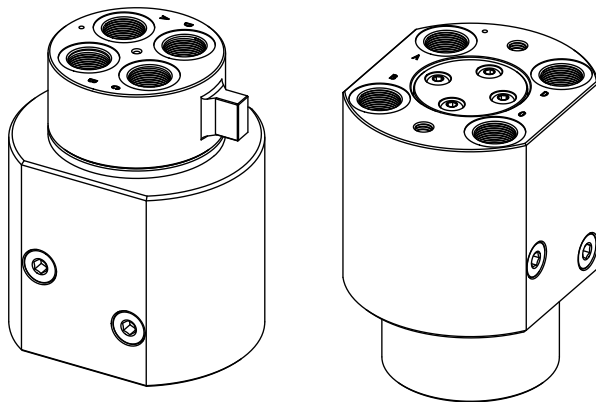


05

Outline drawing

YHZ-4-3

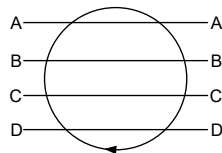




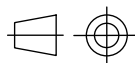
Technical parameters

Parameter	Model	YHZ-4-3
Oil port thread		G3/4 D=36 L=18
Oil port standard		ISO 1179-1
Max flow		80L/min
Max pressure		25MPa
Diameter		12mm
Rotation ways		4
Starting torque		≤100N.m
Rotation torque		≤50N.m
Rotation speed		≤15r/min
Weight		16.2kg
Operating temperature		-30~100°C
Working medium		46#Anti-wear hydraulic oil
Oil cleanliness		NAS1638 9&ISO4406 20/18/15
Surface protection		Spray painting

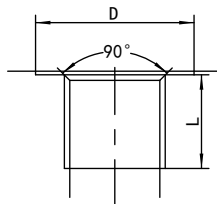
Schematic diagram



View

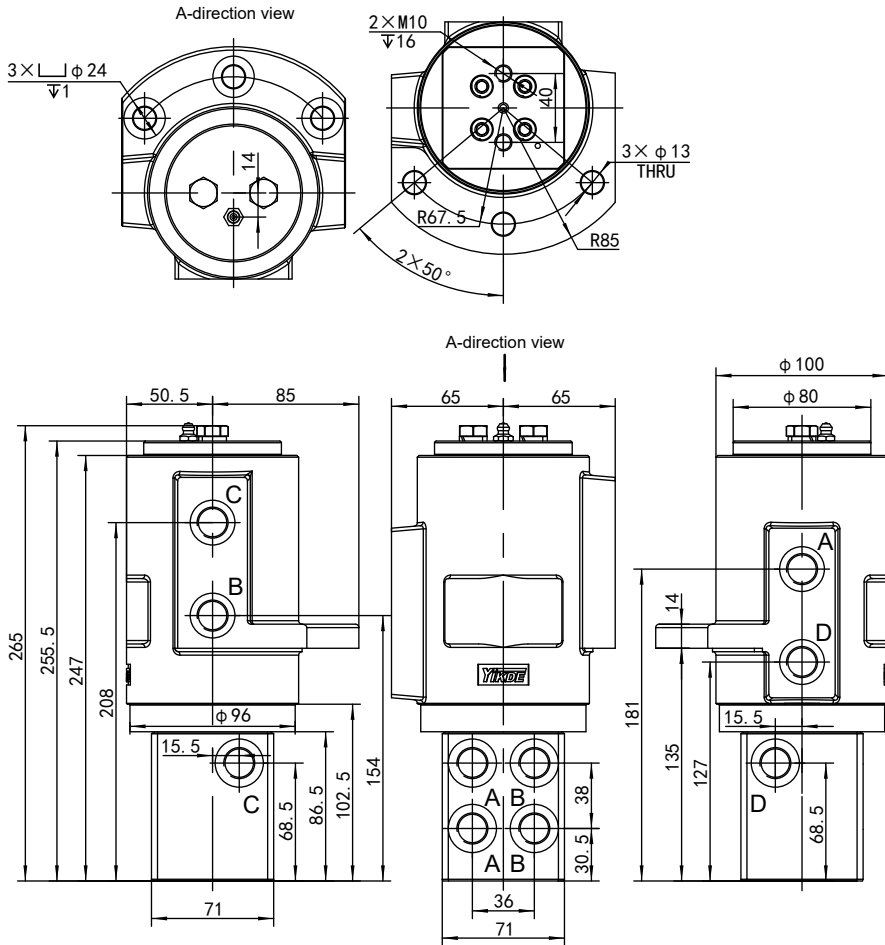


Port

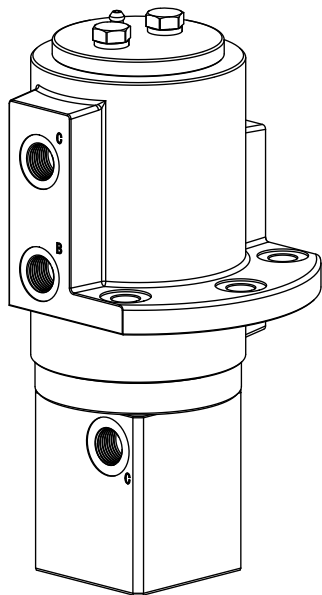


YHZ-4-4

Outline drawing



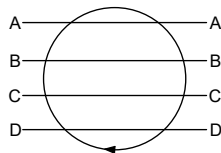
05



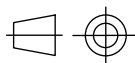
Technical parameters

Parameter	Model	YHZ-4-4
Oil port thread		M18×1.5 D=26 L=15
Oil port standard		ISO 9974-1
Max flow		40L/min
Max pressure		25MPa
Diameter		8mm
Rotation ways		4
Starting torque		≤120N.m
Rotation torque		≤80N.m
Rotation speed		≤15r/min
Weight		13kg
Operating temperature		-30~100°C
Working medium		46#Anti-wear hydraulic oil
Oil cleanliness		NAS1638 9&ISO4406 20/18/15
Surface protection		Spray painting

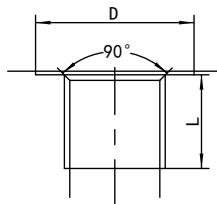
Schematic diagram

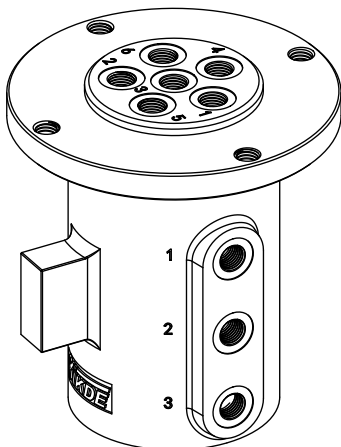


View



Port

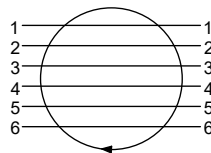




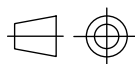
Technical parameters

Parameter	Model	YHZ-6-1N
Oil port thread		M14×1.5 D=22 L=13
Oil port standard		ISO 9974-1
Max flow		25L/min
Max pressure		25MPa
Diameter		6mm
Rotation ways		6
Starting torque		≤120N.m
Rotation torque		≤80N.m
Rotation speed		≤15r/min
Weight		11.3kg
Operating temperature		-30~100°C
Working medium		46#Anti-wear hydraulic oil
Oil cleanliness		NAS1638 9&ISO4406 20/18/15
Surface protection		Spray painting

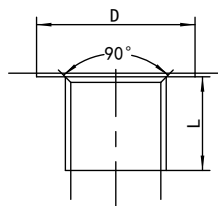
Schematic diagram



View

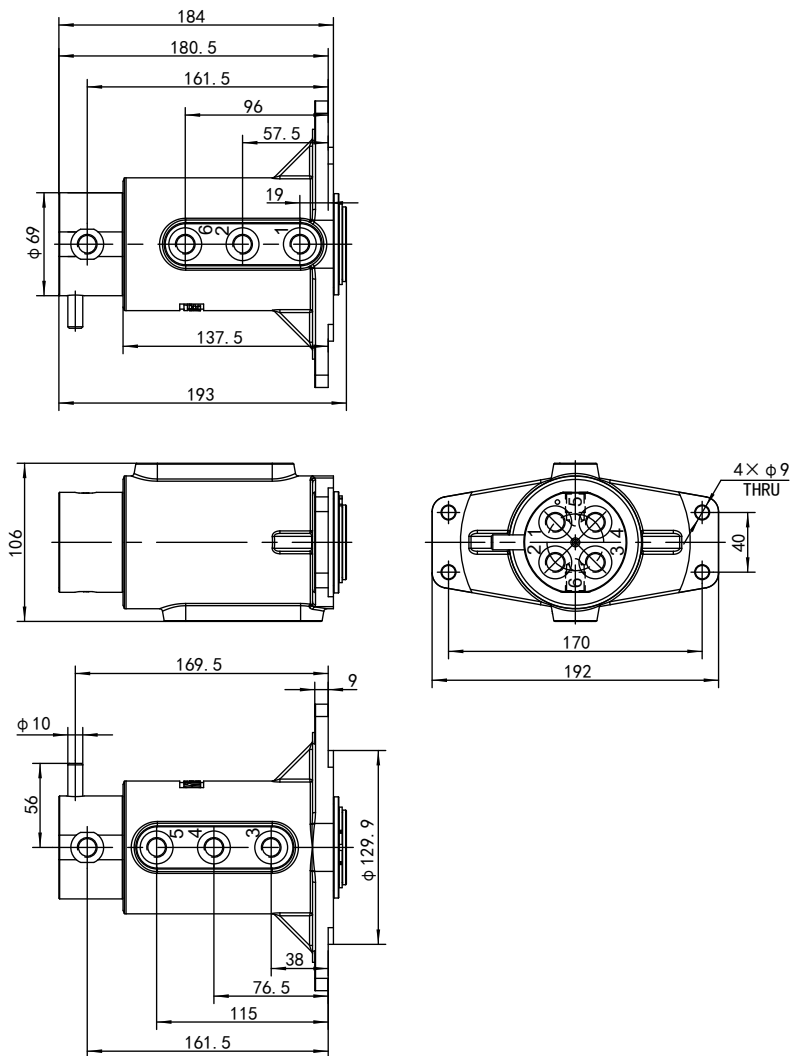


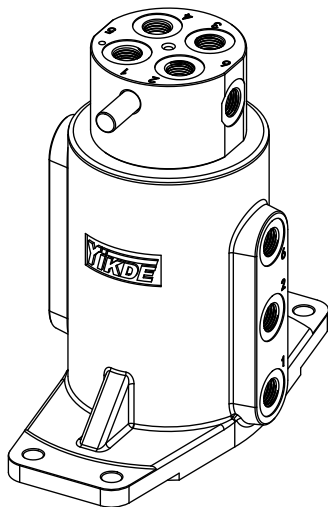
Port



YHZ-6-3A

Outline drawing

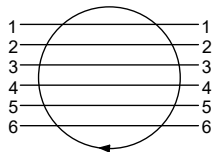




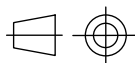
Technical parameters

Parameter	Model	YHZ-6-3A
Oil port thread		G1/4 D=22 L=13
Oil port standard		ISO 1179-1
Max flow		25L/min
Max pressure		25MPa
Diameter		6mm
Rotation ways		6
Starting torque		≤120N.m
Rotation torque		≤80N.m
Rotation speed		≤15r/min
Weight		8kg
Operating temperature		-30~100°C
Working medium		46#Anti-wear hydraulic oil
Oil cleanliness		NAS1638 9&ISO4406 20/18/15
Surface protection		Spray painting

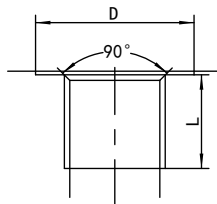
Schematic diagram



View

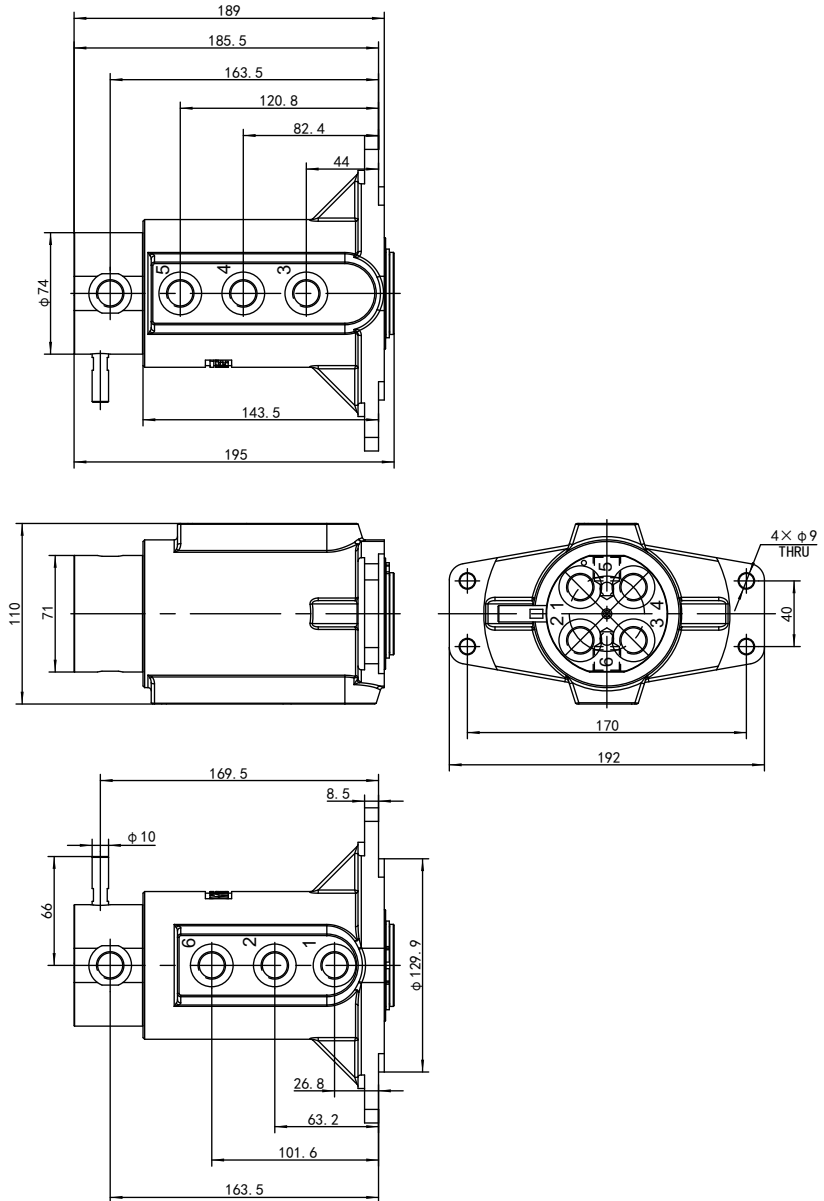


Port

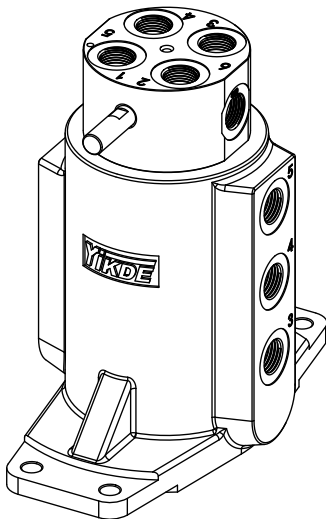


YHZ-6-4N

Outline drawing



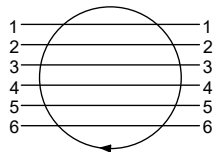
05



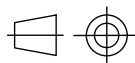
Technical parameters

Parameter	Model	YHZ-6-4N
Oil port thread		G3/8 D=26 L=13
Oil port standard		ISO 1179-1
Max flow		45L/min
Max pressure		25MPa
Diameter		8mm
Rotation ways		6
Starting torque		≤120N.m
Rotation torque		≤80N.m
Rotation speed		≤15r/min
Weight		8.8kg
Operating temperature		-30~100°C
Working medium		46#Anti-wear hydraulic oil
Oil cleanliness		NAS1638 9&ISO4406 20/18/15
Surface protection		Spray painting

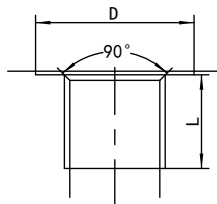
Schematic diagram



View

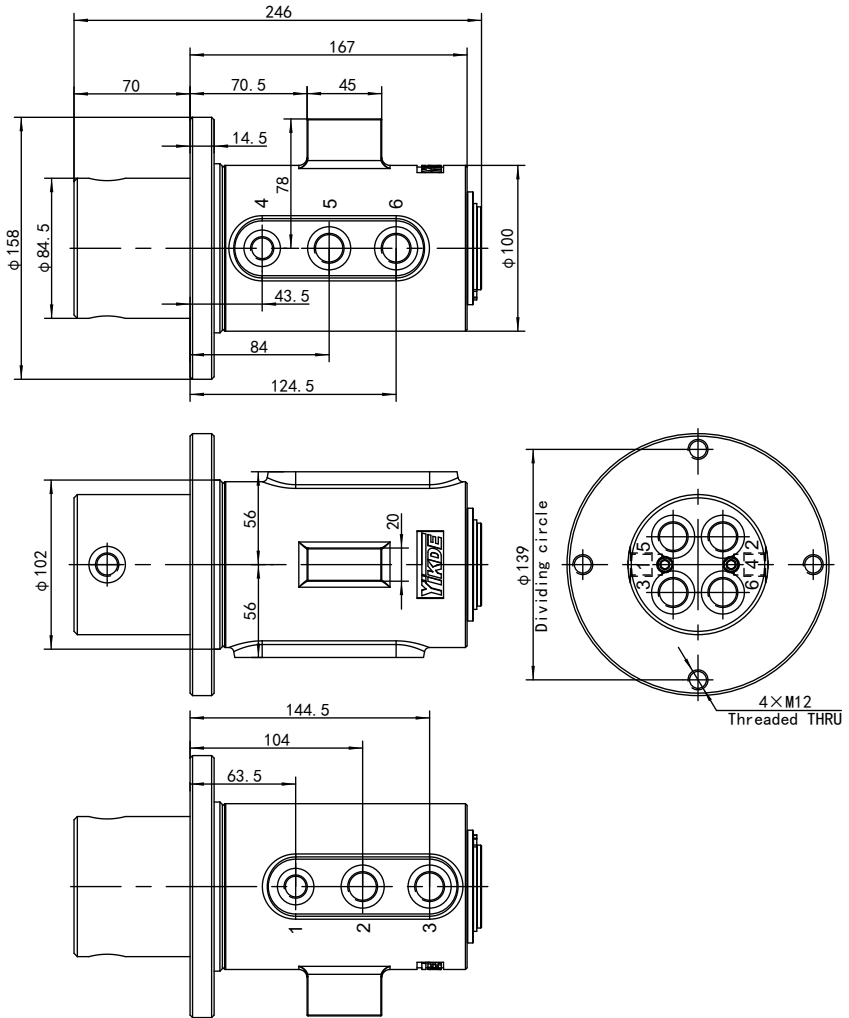


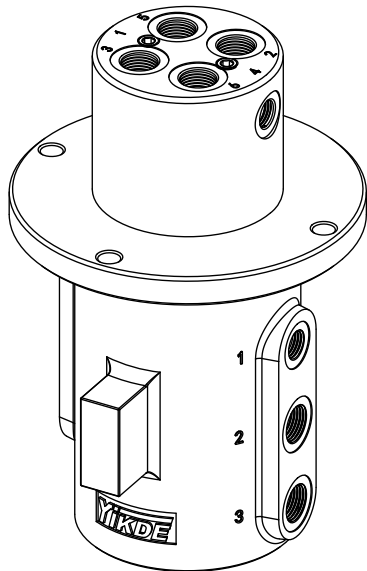
Port



YHZ-6-10

Outline drawing

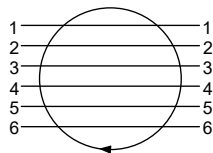




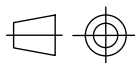
Technical parameters

Parameter	Model	YHZ-6-10
Oil port thread		M14×1.5 D=22 L=13(1.4)
		M18×1.5 D=26 L=14(2.3.5.6)
Oil port standard		ISO 9974-1
Max flow		25L/min(1.4)&40L/min(2.3.5.6)
Max pressure		25MPa
Diameter		6mm(1.4)&8mm(2.3.5.6)
Rotation ways		6
Starting torque		≤120N.m
Rotation torque		≤80N.m
Rotation speed		≤15r/min
Weight		13kg
Operating temperature		-30~100°C
Working medium		46#Anti-wear hydraulic oil
Oil cleanliness		NAS1638 9&ISO4406 20/18/15
Surface protection		Spray painting

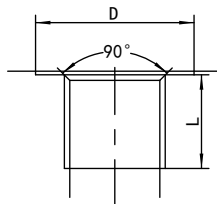
Schematic diagram



View

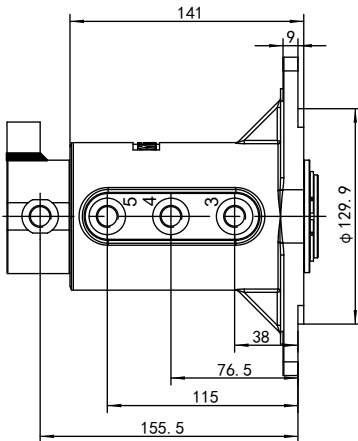
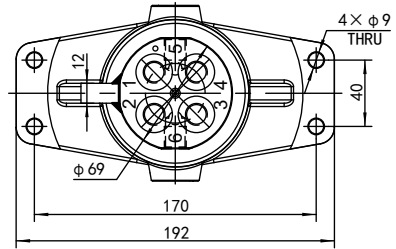
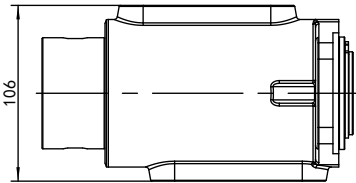
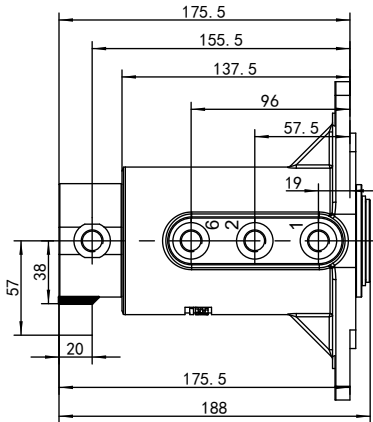


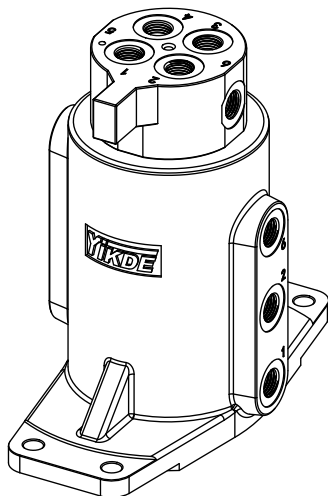
Port



YHZ-6-12A

Outline drawing

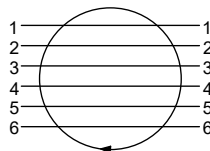




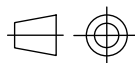
Technical parameters

Parameter	Model	YHZ-6-12A
Oil port thread		G1/4 D=22 L=13
Oil port standard		ISO 1179-1
Max flow		25L/min
Max pressure		25MPa
Diameter		6mm
Rotation ways		6
Starting torque		≤120N.m
Rotation torque		≤80N.m
Rotation speed		≤15r/min
Weight		7.9kg
Operating temperature		-30~100°C
Working medium		46#Anti-wear hydraulic oil
Oil cleanliness		NAS1638 9&ISO4406 20/18/15
Surface protection		Spray painting

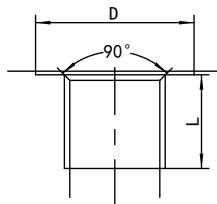
Schematic diagram



View

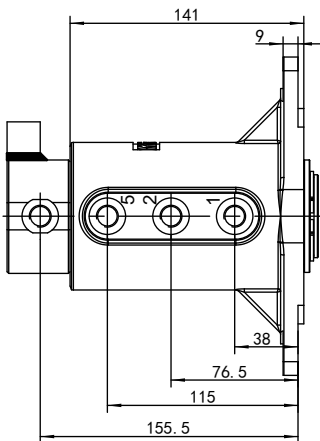
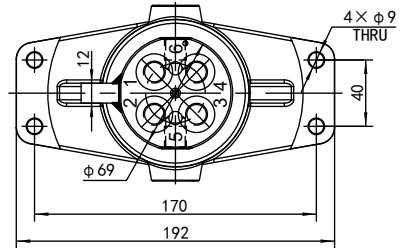
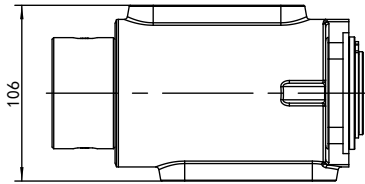
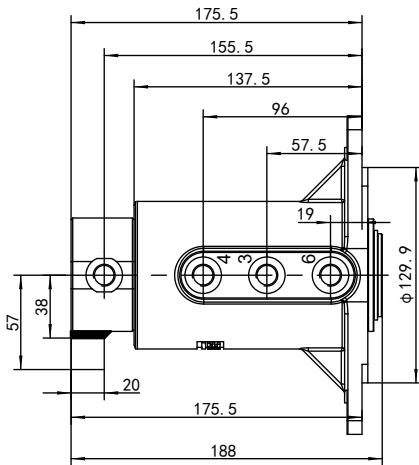


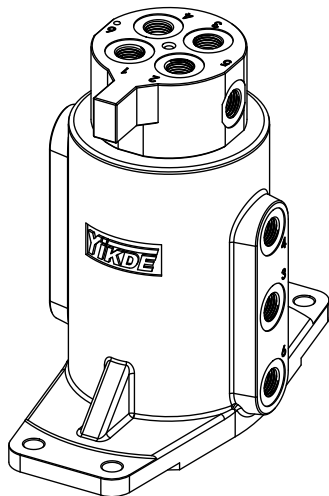
Port



YHZ-6-14A

Outline drawing

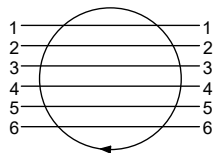




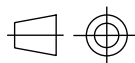
Technical parameters

Parameter	Model	YHZ-6-14A
Oil port thread		G1/4 D=22 L=13
Oil port standard		ISO 1179-1
Max flow		25L/min
Max pressure		25MPa
Diameter		6mm
Rotation ways		6
Starting torque		≤120N.m
Rotation torque		≤80N.m
Rotation speed		≤15r/min
Weight		7.9kg
Operating temperature		-30~100°C
Working medium		46#Anti-wear hydraulic oil
Oil cleanliness		NAS1638 9&ISO4406 20/18/15
Surface protection		Spray painting

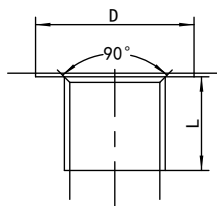
Schematic diagram



View

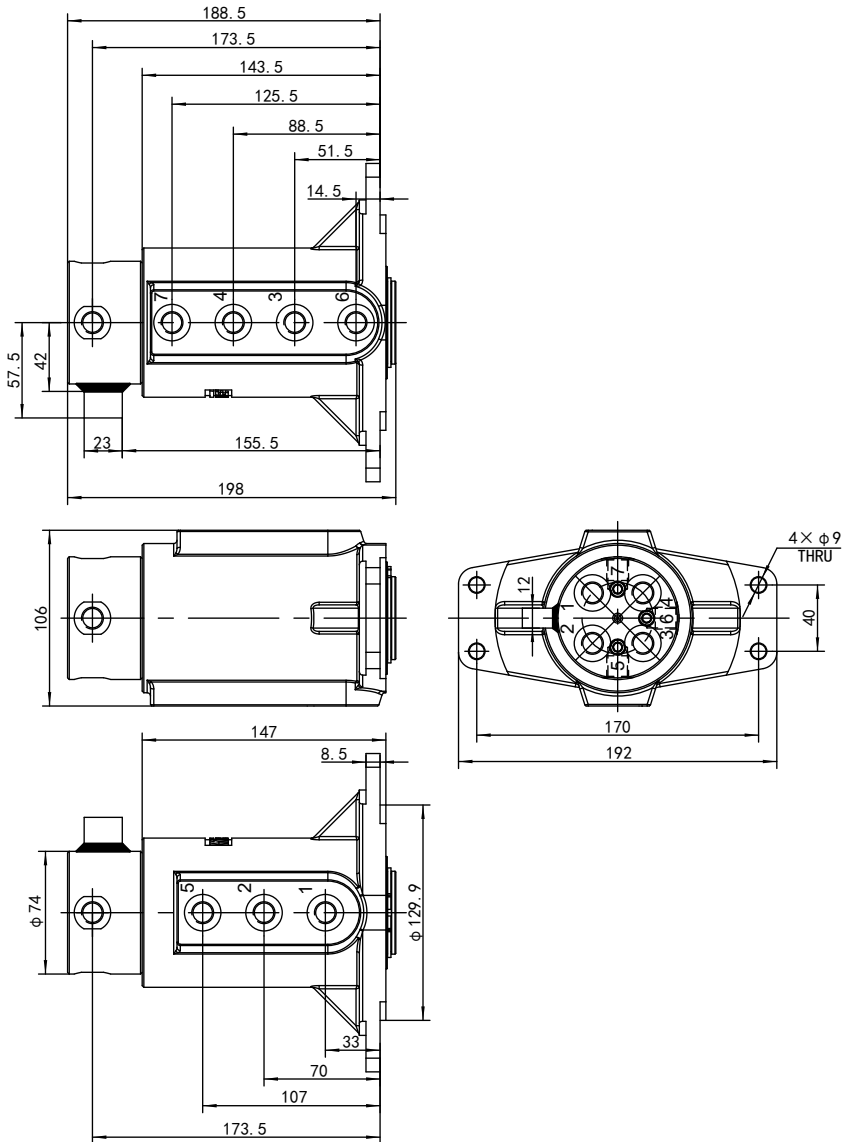


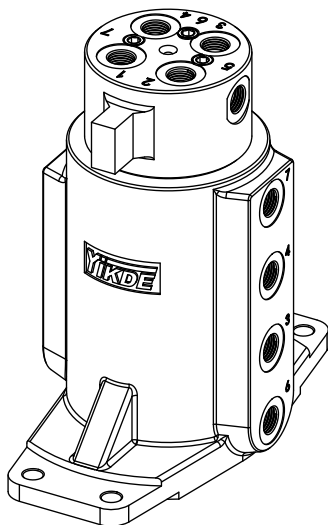
Port



YHZ-7-1A

Outline drawing

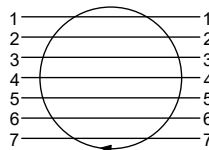




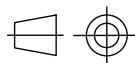
Technical parameters

Parameter	Model	YHZ-7-1A
Oil port thread		G1/4 D=22 L=13
Oil port standard		ISO 1179-1
Max flow		25L/min
Max pressure		25MPa
Diameter		6mm
Rotation ways		7
Starting torque		≤120N.m
Rotation torque		≤80N.m
Rotation speed		≤15r/min
Weight		9kg
Operating temperature		-30~100°C
Working medium		46#Anti-wear hydraulic oil
Oil cleanliness		NAS1638 9&ISO4406 20/18/15
Surface protection		Spray painting

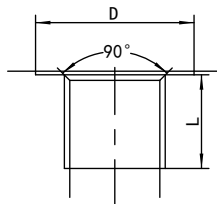
Schematic diagram



View

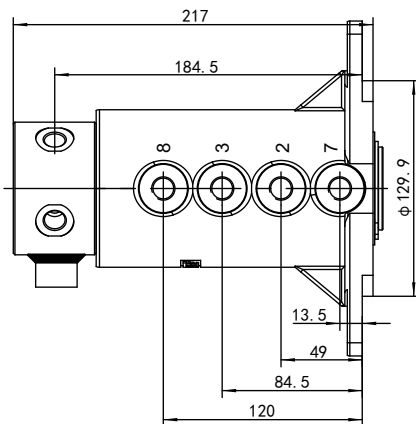
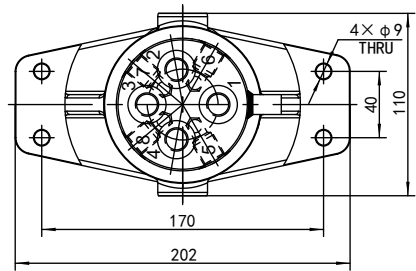
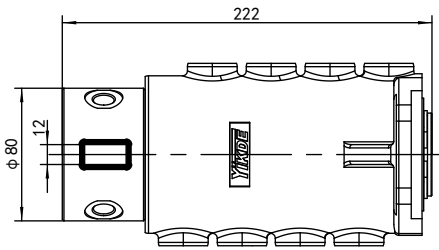
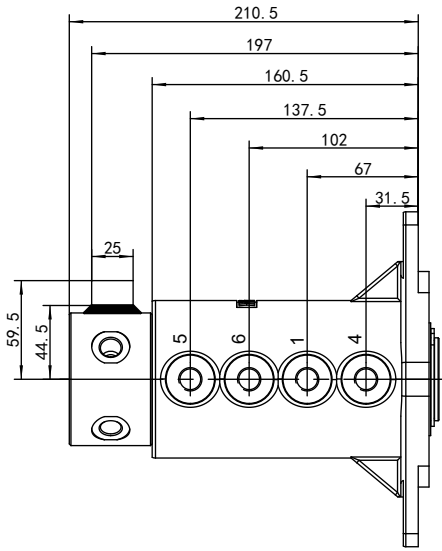


Port

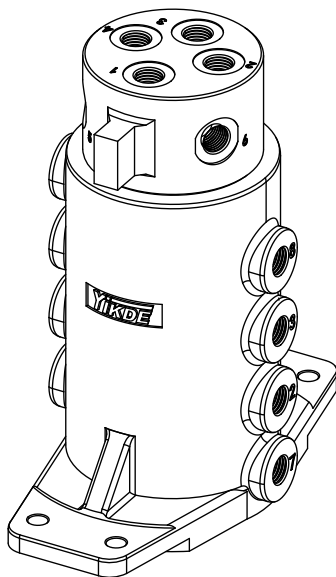


YHZ-8-1B

Outline drawing



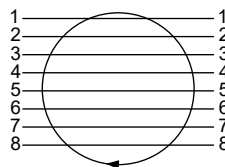
05



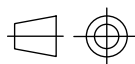
Technical parameters

Parameter	Model	YHZ-8-1B
Oil port thread		M14×1.5 D=22 L=13
Oil port standard		ISO 9974-1
Max flow		25L/min
Max pressure		25MPa
Diameter		6mm
Rotation ways		8
Starting torque		≤120N.m
Rotation torque		≤80N.m
Rotation speed		≤15r/min
Weight		10.4kg
Operating temperature		-30~100°C
Working medium		46#Anti-wear hydraulic oil
Oil cleanliness		NAS1638 9&ISO4406 20/18/15
Surface protection		Spray painting

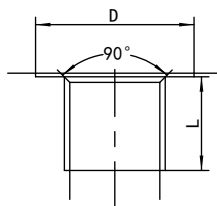
Schematic diagram



View

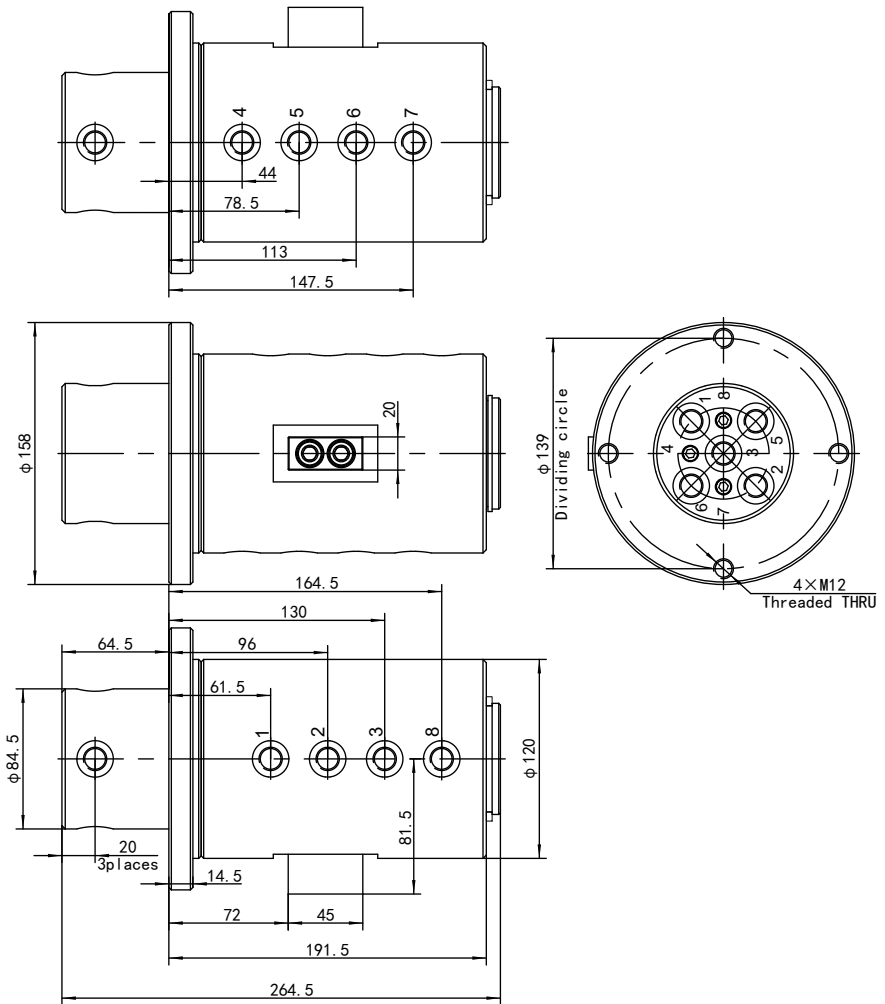


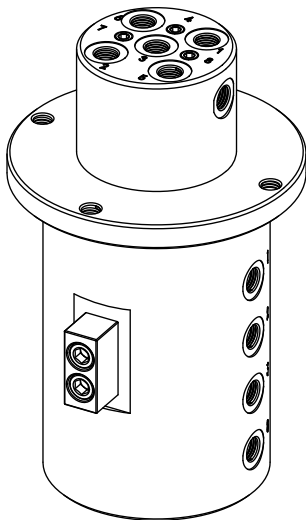
Port



YHZ-8-4

Outline drawing

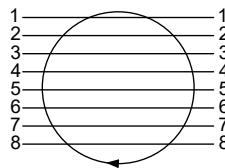




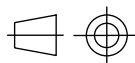
Technical parameters

Parameter	Model	YHZ-8-4
Oil port thread		M14×1.5 D=22 L=13
Oil port standard		ISO 9974-1
Max flow		25L/min
Max pressure		25MPa
Diameter		6mm
Rotation ways		8
Starting torque		≤120N.m
Rotation torque		≤80N.m
Rotation speed		≤15r/min
Weight		18.4kg
Operating temperature		-30~100°C
Working medium		46#Anti-wear hydraulic oil
Oil cleanliness		NAS1638 9&ISO4406 20/18/15
Surface protection		Spray painting

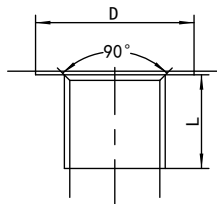
Schematic diagram



View

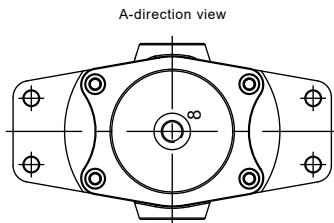
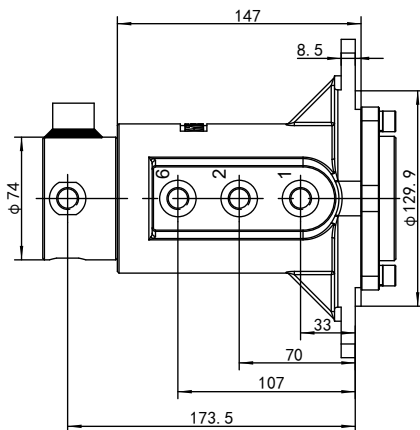
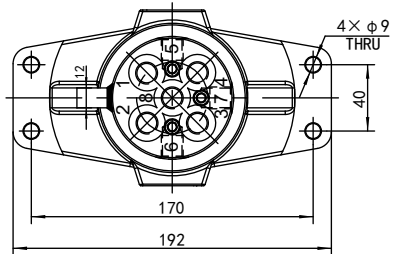
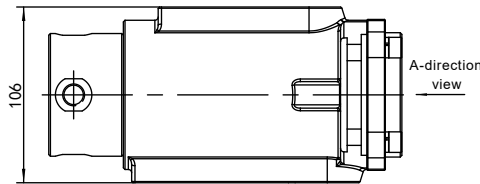
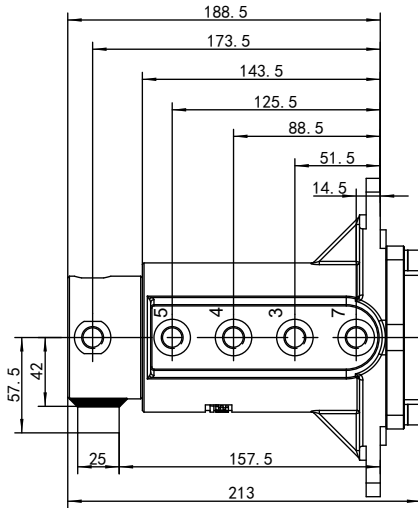


Port

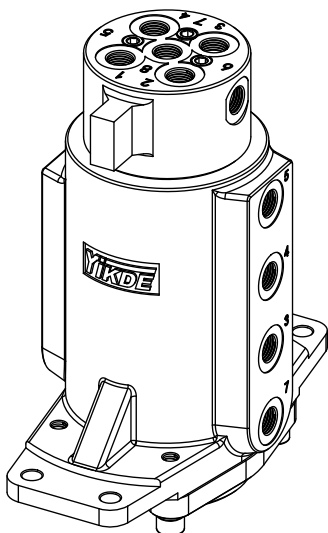


YHZ-8-5

Outline drawing



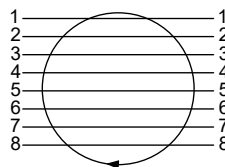
05



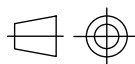
Technical parameters

Parameter	Model	YHZ-8-5
Oil port thread		G1/4 D=22 L=13
Oil port standard		ISO 1179-1
Max flow		25L/min
Max pressure		25MPa(1~7)&0.5MPa(8)
Diameter		6mm
Rotation ways		8
Starting torque		≤120N.m
Rotation torque		≤80N.m
Rotation speed		≤15r/min
Weight		9.7kg
Operating temperature		-30~100°C
Working medium		46#Anti-wear hydraulic oil
Oil cleanliness		NAS1638 9&ISO4406 20/18/15
Surface protection		Spray painting

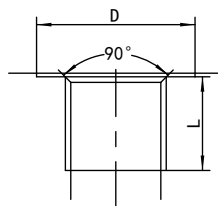
Schematic diagram



View

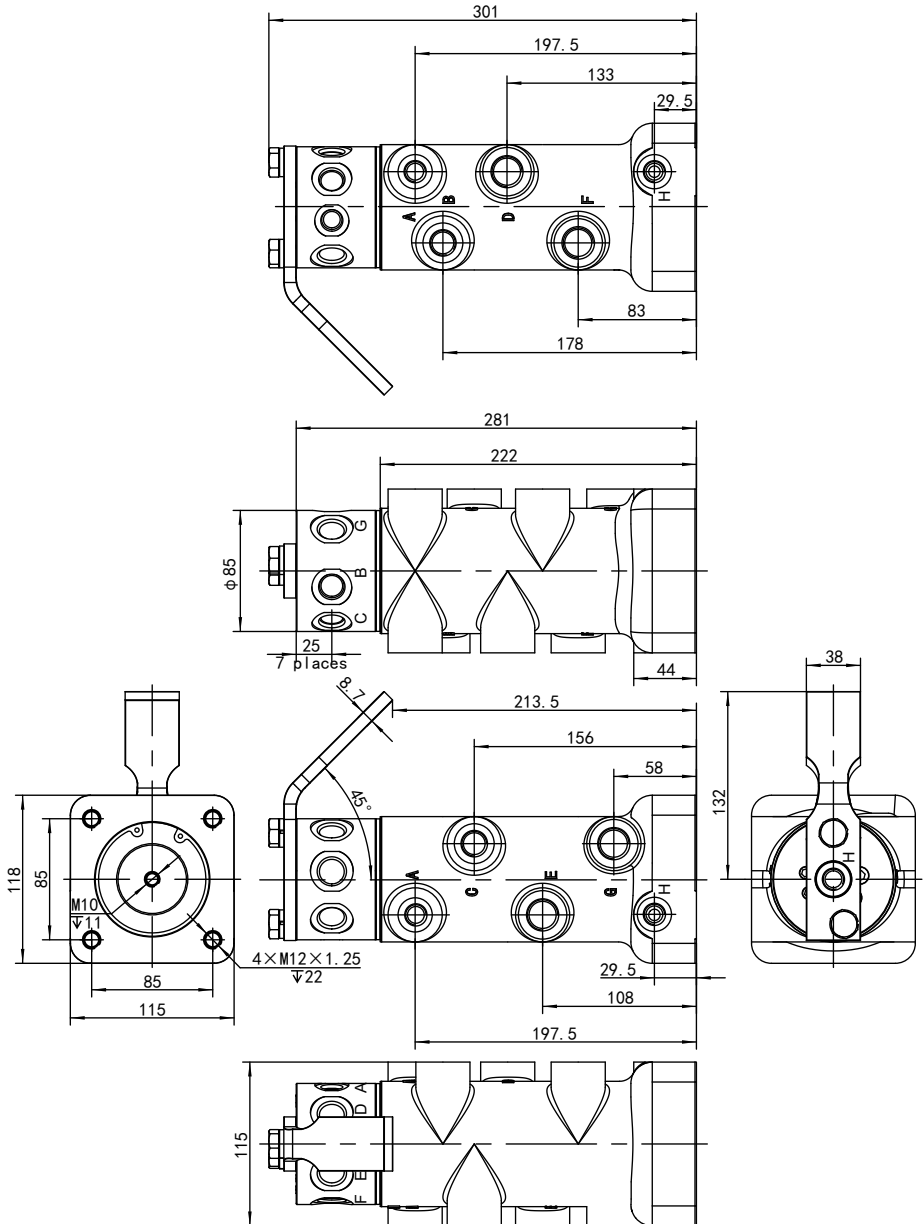


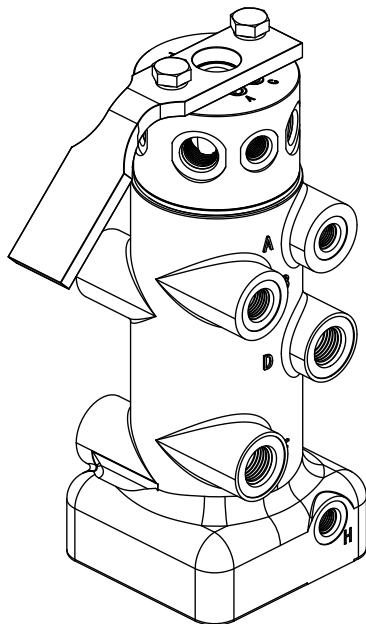
Port



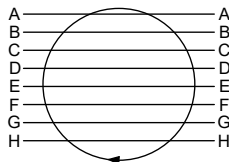
Outline drawing

YHZ-8-7





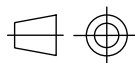
Schematic diagram



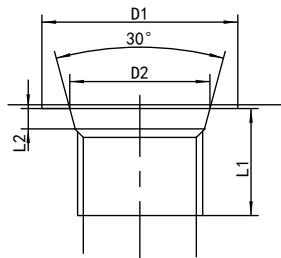
Technical parameters

Parameter	Model	YHZ-8-7
Oil port thread		G1/4 D1=24 L1=13 D2=15.6 L2=2.5(A.H)
		G3/8 D1=28 L1=15 D2=18.6 L2=2.5(B.C)
		3/4-16UNF D1=30 L1=16 D2=20.65 L2=2.5(D.E.F.G/Rotary axis)
		G1/2 D1=34 L1=16 D2=22.6 L2=2.5(D.E.F.G/Rotary body)
Oil port standard		JIS B 2351&ISO 11926-1
Max flow		20L/min(A.H)&40L/min(B.C)&80L/min(D.E.F.G)
Max pressure		25MPa(A.B.C.D.E.F.G)&0.5MPa(H)
Diameter		6mm(A.H)&8mm(B.C)&12mm(D.E.F.G)
Rotation ways		8
Starting torque		≤180N.m
Rotation torque		≤140N.m
Rotation speed		≤15r/min
Weight		14.5kg
Operating temperature		-30~100°C
Working medium		46#Anti-wear hydraulic oil
Oil cleanliness		NAS1638 9&ISO4406 20/18/15
Surface protection		Spray painting

View

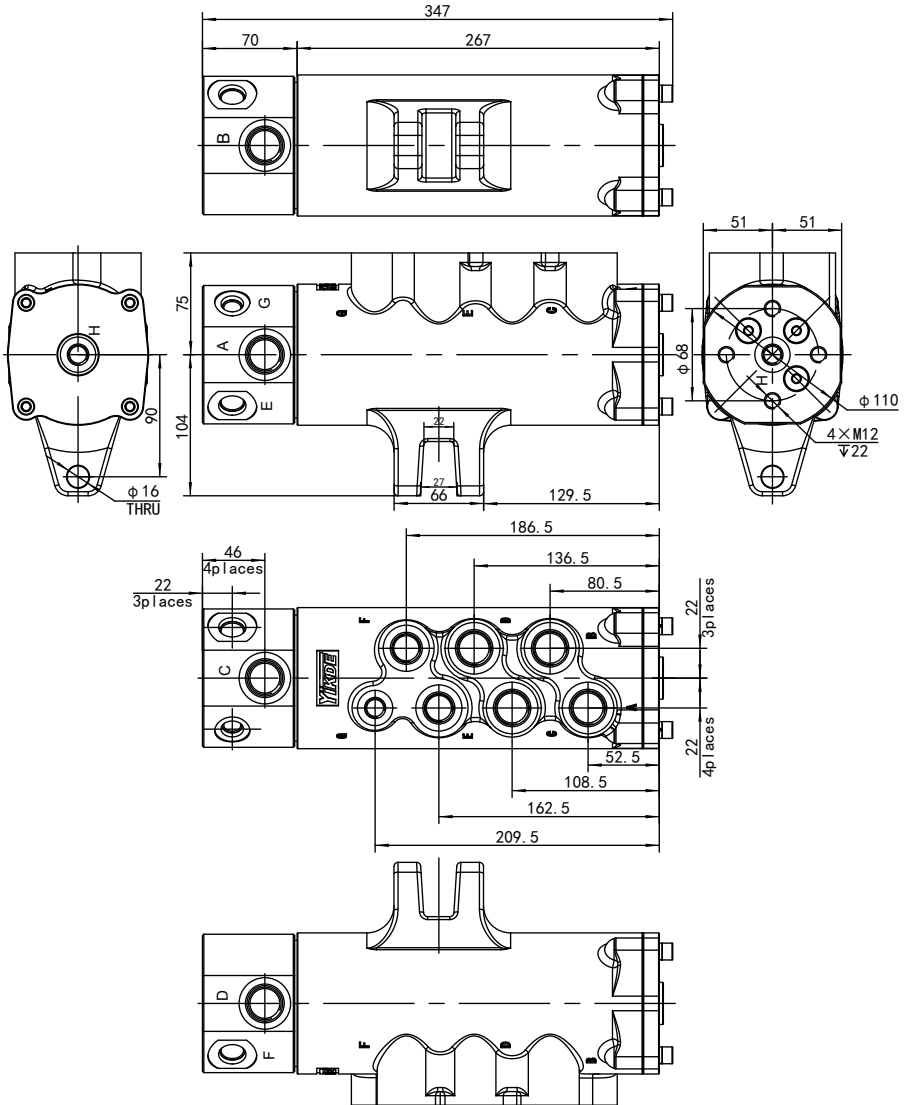


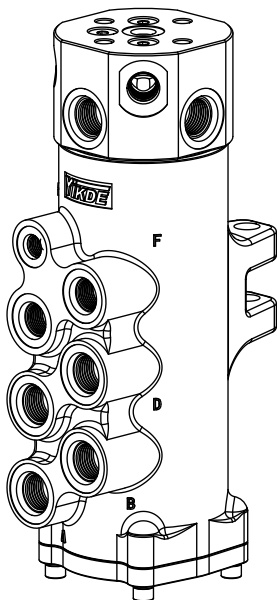
Port



Outline drawing

YHZ-8-8

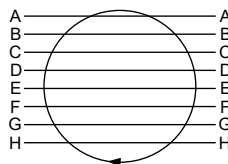




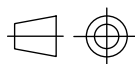
Technical parameters

Parameter	Model	YHZ-8-8
Oil port thread		M24×1.5 D1=38 L1=20 D2=27.6 L2=2.8(A.B.C.D)
		M18×1.5 D1=36 L1=20 D2=19.8 L2=2.8(E.F/Rotary axis)
		M20×1.5 D1=35 L1=20 D2=23.2 L2=2.8(E.F/Rotary body)
		M14×1.5 D1=24 L1=20 D2=15.8 L2=2.8(G.H)
Oil port standard		ISO 6149-1
Max flow		89L/min(A.B.C.D)&62L/min(E.F)&5L/min(G.H)
Max pressure		31.5MPa(A.B.C.D.E.F)&7.5MPa(G)&0.5MPa(H)
Diameter		12mm(A.B.C.D)&10mm(E.F)&6mm(G.H)
Rotation ways		8
Starting torque		≤180N.m
Rotation torque		≤140N.m
Rotation speed		≤15r/min
Weight		21.6kg
Operating temperature		-30~100°C
Working medium		46#Anti-wear hydraulic oil
Oil cleanliness		NAS1638 9&ISO4406 20/18/15
Surface protection		Spray painting

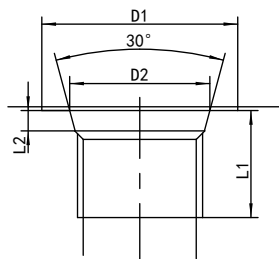
Schematic diagram



View

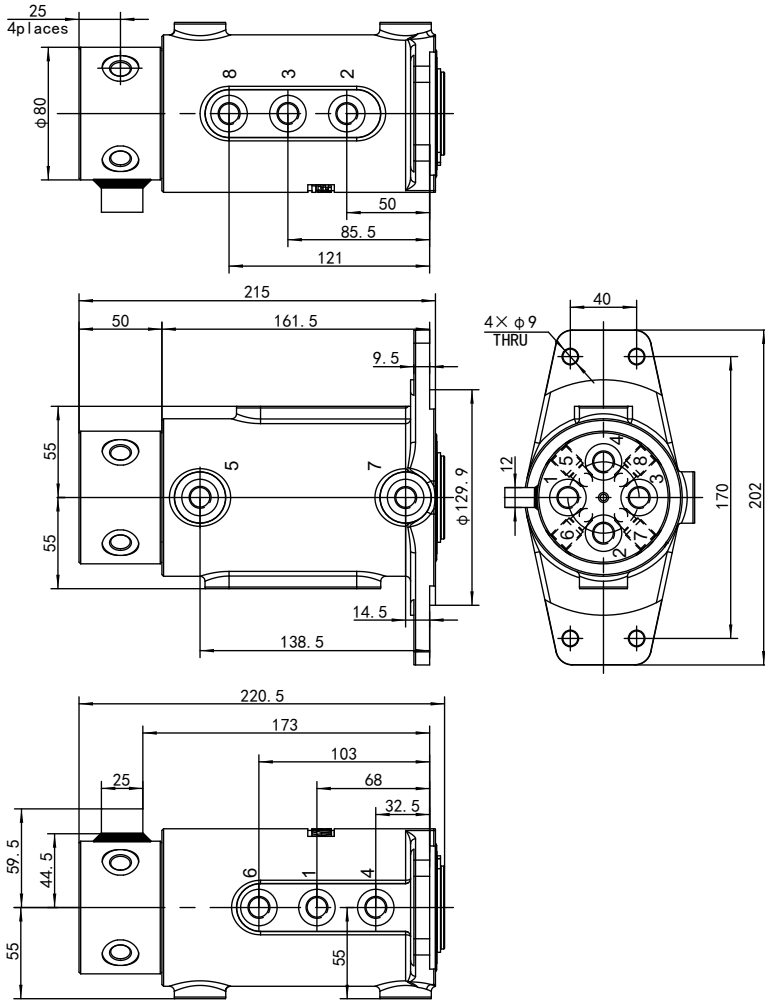


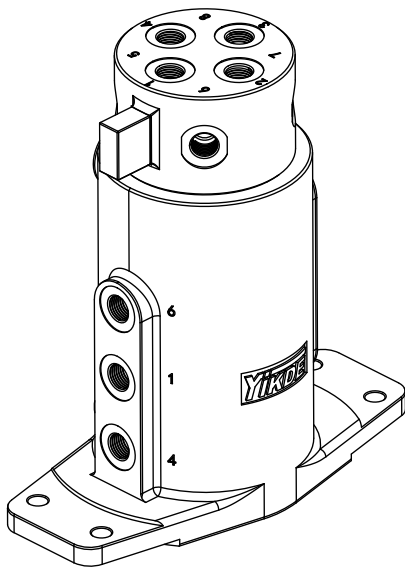
Port



YHZ-8-9

Outline drawing

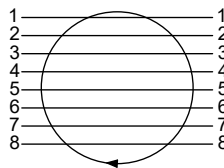




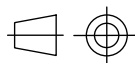
Technical parameters

Parameter	Model	YHZ-8-9
Oil port thread		G1/4 D=22 L=13
Oil port standard		ISO 1179-1
Max flow		25L/min
Max pressure		25MPa
Diameter		6mm
Rotation ways		8
Starting torque		≤120N.m
Rotation torque		≤80N.m
Rotation speed		≤15r/min
Weight		10.3kg
Operating temperature		-30~100°C
Working medium		46#Anti-wear hydraulic oil
Oil cleanliness		NAS1638 9&ISO4406 20/18/15
Surface protection		Spray painting

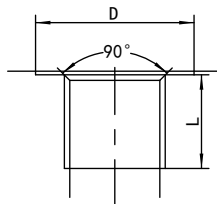
Schematic diagram



View

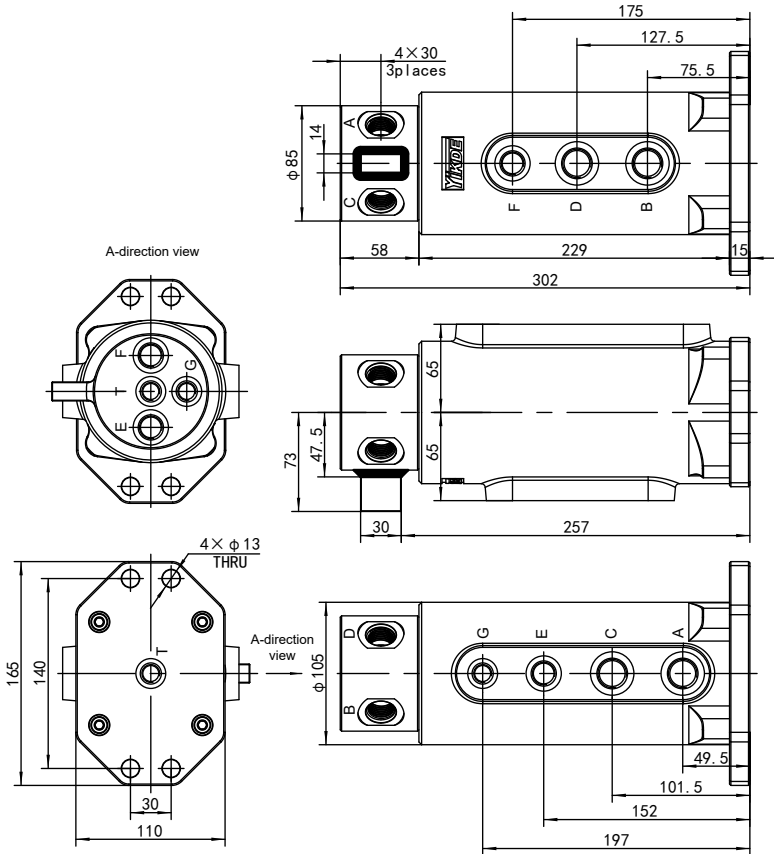


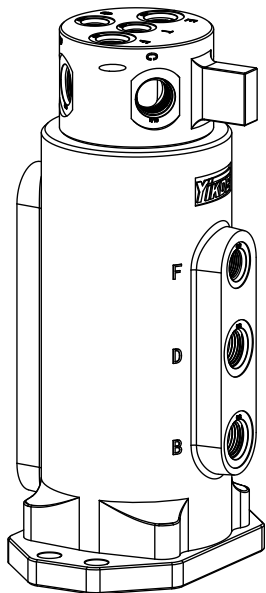
Port



YHZ-8-10

Outline drawing

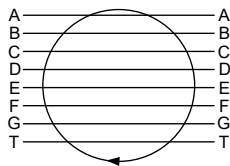




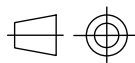
Technical parameters

Parameter	Model	YHZ-8-10
Oil port thread	G1/2	D1=34 L1=16 D2=22.6 L2=2.7(A.B.C.D)
	G3/8	D1=26 L1=13 D2=18.6 L2=2.7(E.F)
	G1/4	D1=22 L1=13 D2=15.6 L2=2.7(G.T)
Oil port standard		JIS B 2351
Max flow		85L/min(A.B.C.D)&40L/min(E.F)&20L/min(G)
Max pressure		31.5MPa(A.B.C.D.E.F)&5MPa(G)&0.5MPa(T)
Diameter		12mm(A.B.C.D)&8mm(E.F)&6mm(G)
Rotation ways		8
Starting torque		≤180N.m
Rotation torque		≤140N.m
Rotation speed		≤15r/min
Weight		16.9kg
Operating temperature		-30~100°C
Working medium		46#Anti-wear hydraulic oil
Oil cleanliness		NAS1638 9&ISO4406 20/18/15
Surface protection		Spray painting

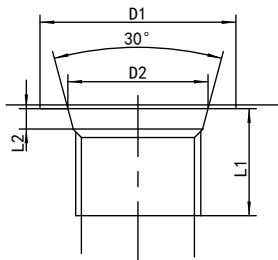
Schematic diagram



View

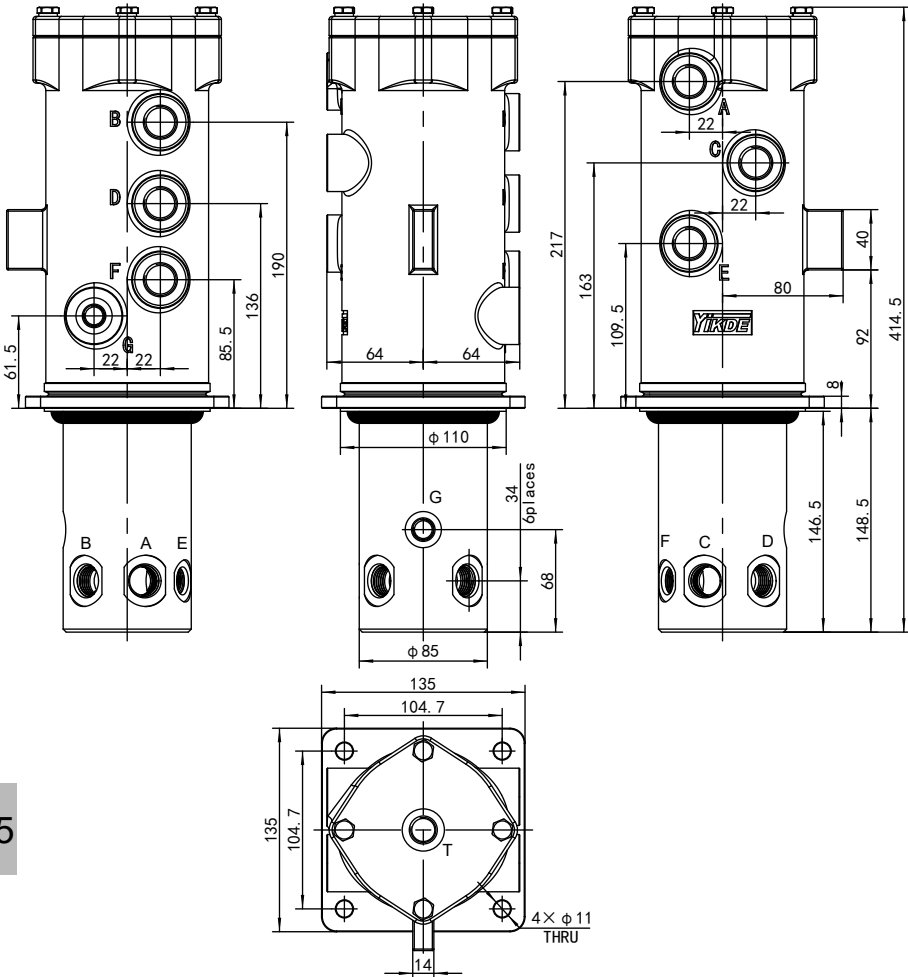



Port

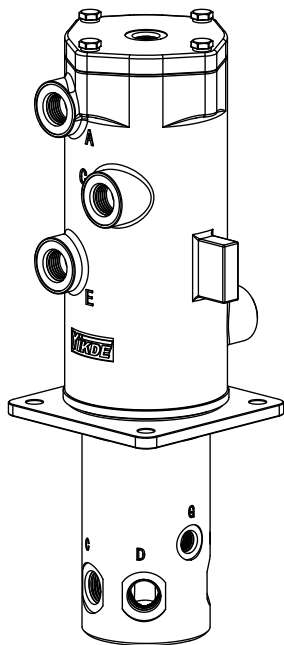


YHZ-8-12

Outline drawing



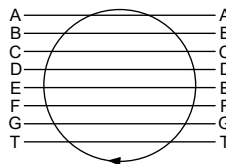
05



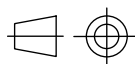
Technical parameters

Parameter	Model	YHZ-8-12
Oil port thread		G1/2 D1=34 L1=16 D2=22.6 L2=2.7(A.B.C.D)
		G3/8 D1=28 L1=13 D2=18.6 L2=2.7(E.F/Rotary axis)
		G1/2 D1=34 L1=16 D2=22.6 L2=2.7(E.F/Rotary body)
		G1/4 D1=24 L1=13 D2=15.6 L2=2.7(G)
		G3/8 D1=28 L1=20 D2=18.6 L2=2.7(T)
Oil port standard		JIS B 2351
Max flow		68L/min(A.B.C.D)&40L/min(E.F.G)&20L/min(T)
Max pressure		32MPa(A.B.C.D)&26MPa(E.F)&5MPa(G)&0.5MPa(T)
Diameter		10mm(A.B.C.D)&8mm(E.F.G)&6mm(T)
Rotation ways		8
Starting torque		≤160N.m
Rotation torque		≤120N.m
Rotation speed		≤15r/min
Weight		21.4kg
Operating temperature		-30~100°C
Working medium		46#Anti-wear hydraulic oil
Oil cleanliness		NAS1638 9&ISO4406 20/18/15
Surface protection		Spray painting

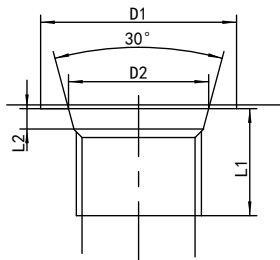
Schematic diagram



View

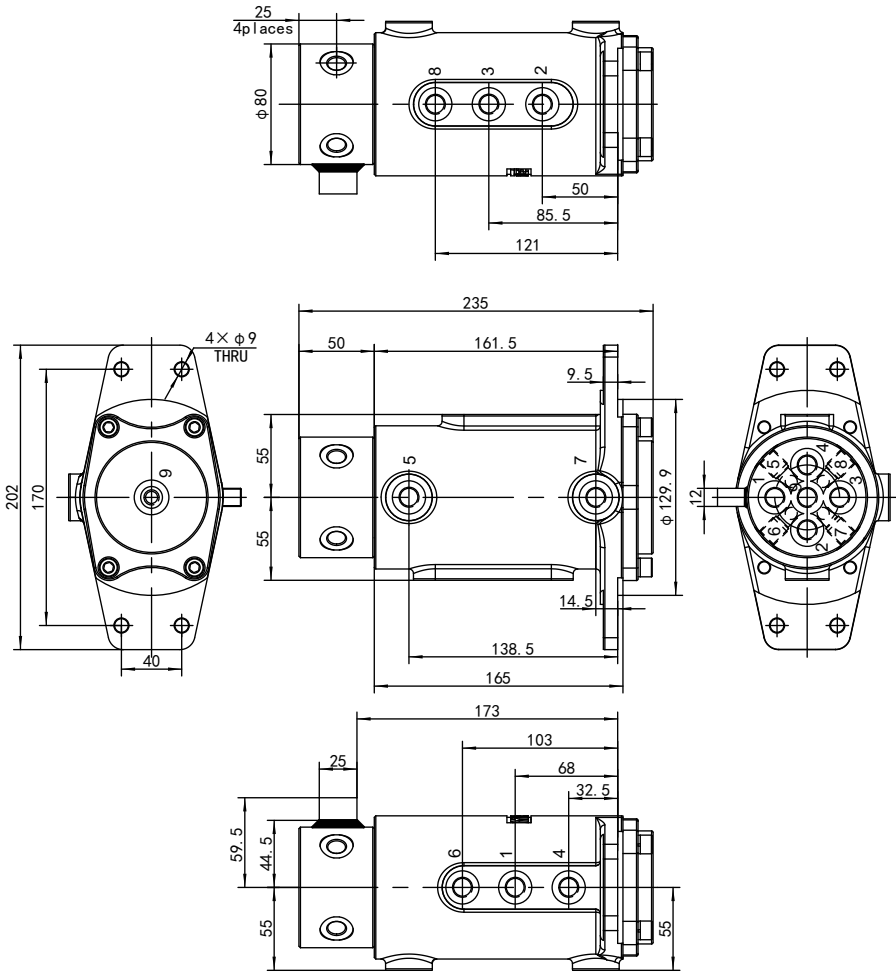


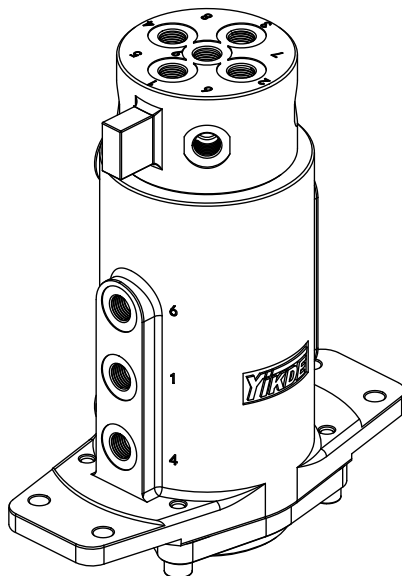
Port



Outline drawing

YHZ-9-1

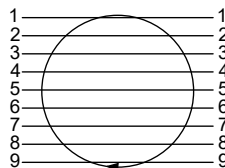




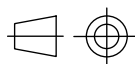
Technical parameters

Parameter	Model	YHZ-9-1
Oil port thread		G1/4 D=22 L=13
Oil port standard		ISO 1179-1
Max flow		25L/min
Max pressure		25MPa(1~8)&0.5MPa(9)
Diameter		6mm
Rotation ways		9
Starting torque		≤180N.m
Rotation torque		≤140N.m
Rotation speed		≤15r/min
Weight		11.1kg
Operating temperature		-30~100°C
Working medium		46#Anti-wear hydraulic oil
Oil cleanliness		NAS1638 9&ISO4406 20/18/15
Surface protection		Spray painting

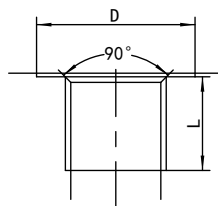
Schematic diagram



View

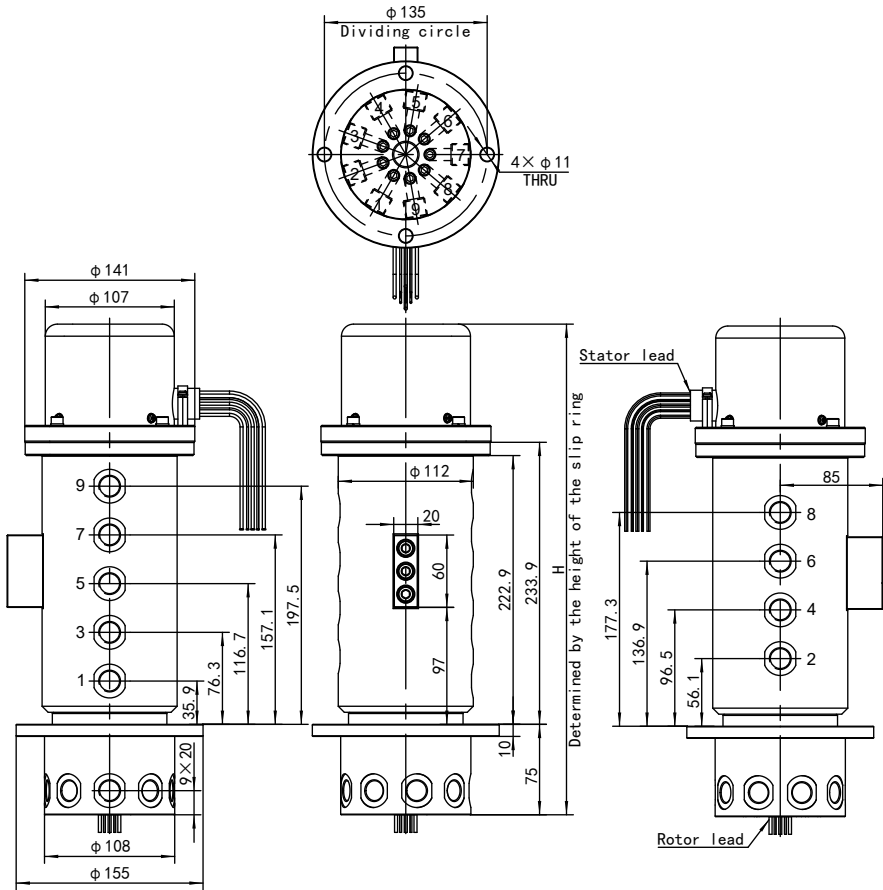


Port



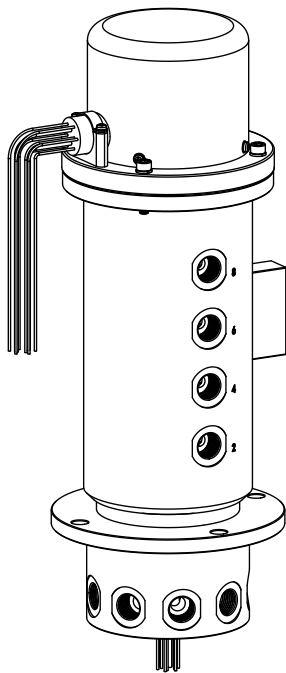
Outline drawing

YHZ-9-2SR*



YHZ-9-2SR*

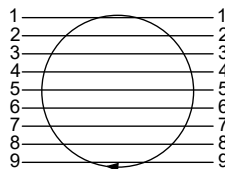
Number of slip ring channels
ex.: 12(12 Channels)



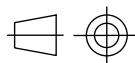
Technical parameters

Parameter	Model	YHZ-9-2SR*
Oil port thread		M18×1.5 D=26 L=15
Oil port standard		ISO 9974-1
Max flow		60L/min
Max pressure		25MPa
Diameter		10mm
Rotation ways		9
Starting torque		≤180N.m
Rotation torque		≤140N.m
Rotation speed		≤15r/min
Weight		20.3kg(Without slip ring)
Operating temperature		-30~100°C
Working medium		46#Anti-wear hydraulic oil
Oil cleanliness		NAS1638 9&ISO4406 20/18/15
Surface protection		Spray painting

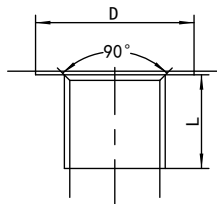
Schematic diagram



View

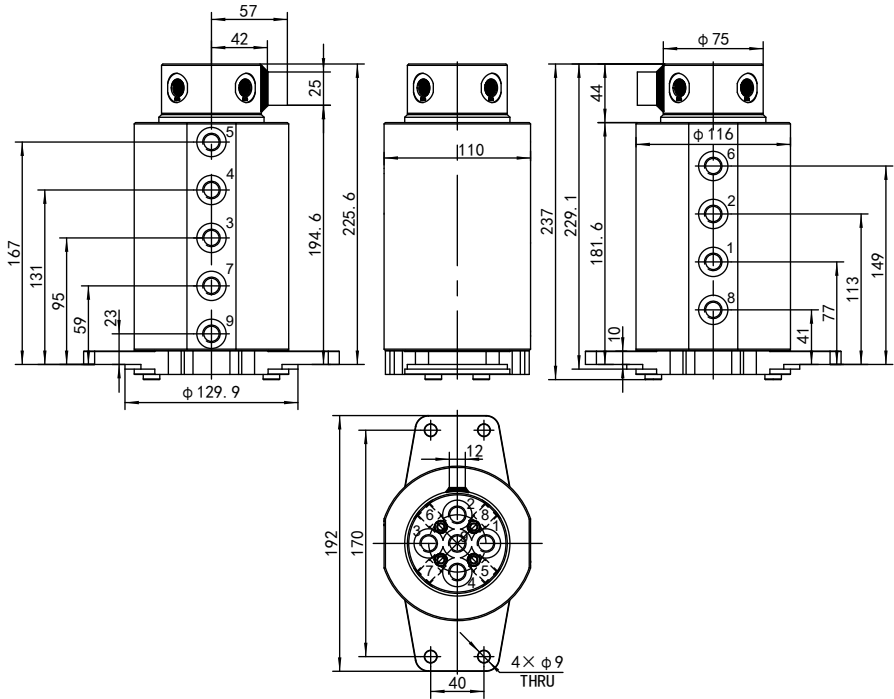


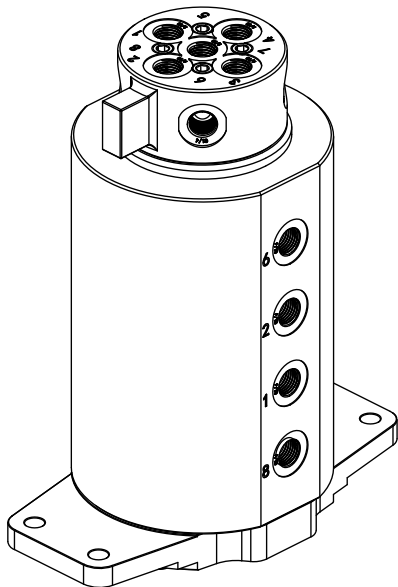
Port



Outline drawing

YHZ-9-4

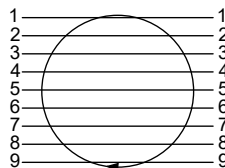




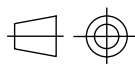
Technical parameters

Parameter	Model	YHZ-9-4
Oil port thread		G1/4 D=22 L=13
Oil port standard		ISO 1179-1
Max flow		25L/min
Max pressure		25MPa(1~8)&0.5MPa(9)
Diameter		6mm
Rotation ways		9
Starting torque		≤140N.m
Rotation torque		≤100N.m
Rotation speed		≤15r/min
Weight		14.5kg
Operating temperature		-30~100°C
Working medium		46#Anti-wear hydraulic oil
Oil cleanliness		NAS1638 9&ISO4406 20/18/15
Surface protection		Spray painting

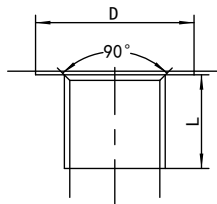
Schematic diagram



View

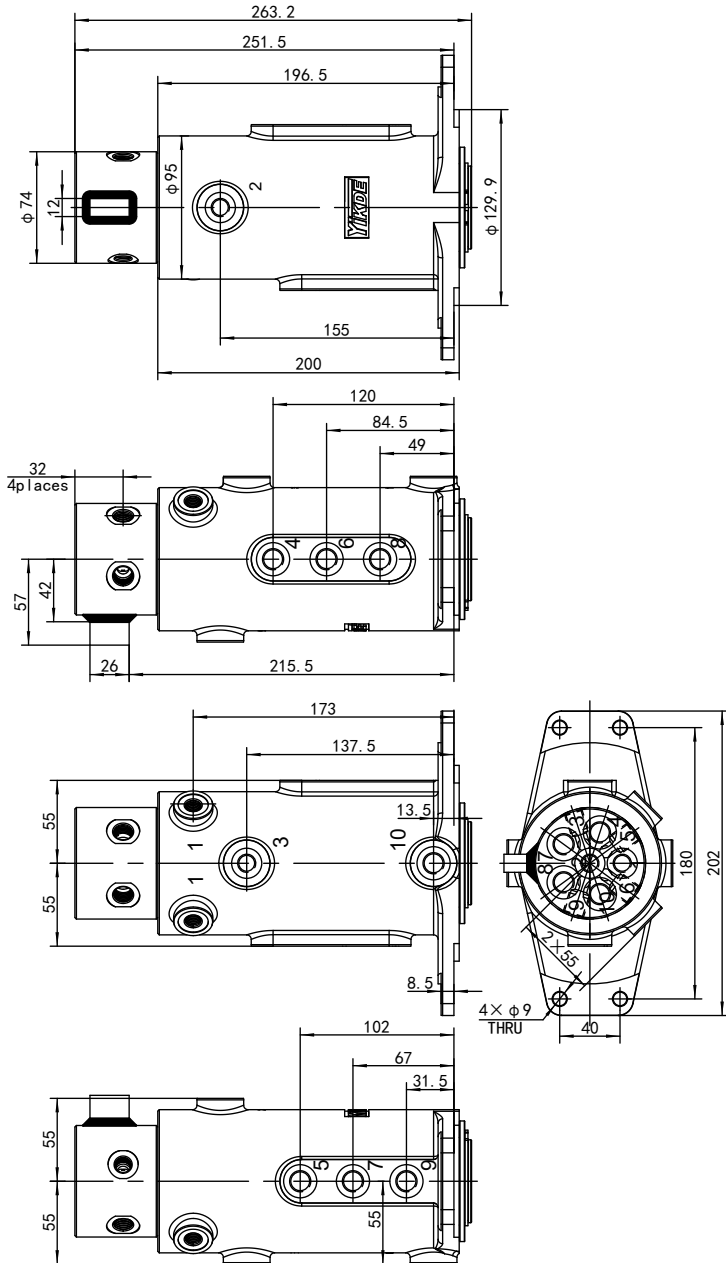


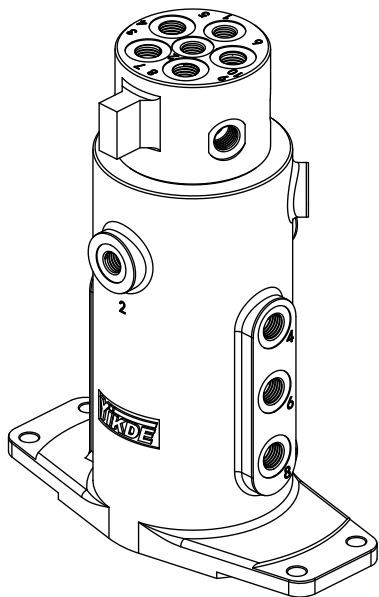
Port



Outline drawing

YHZ-10-1

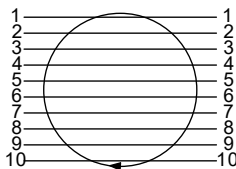




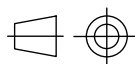
Technical parameters

Parameter	Model	YHZ-10-1
Oil port thread		M12×1.5 D=20 L=13(1~3)
		M14×1.5 D=22 L=13(4~10)
Oil port standard		ISO 9974-1
Max flow		30L/min
Max pressure		25MPa
Diameter		6mm
Rotation ways		10
Starting torque		≤180N.m
Rotation torque		≤140N.m
Rotation speed		≤15r/min
Weight		11.7kg(不含电滑环)
Operating temperature		-30~100°C
Working medium		46#Anti-wear hydraulic oil
Oil cleanliness		NAS1638 9&ISO4406 20/18/15
Surface protection		Spray painting

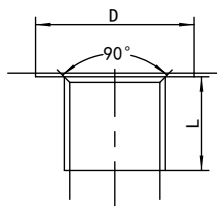
Schematic diagram



View

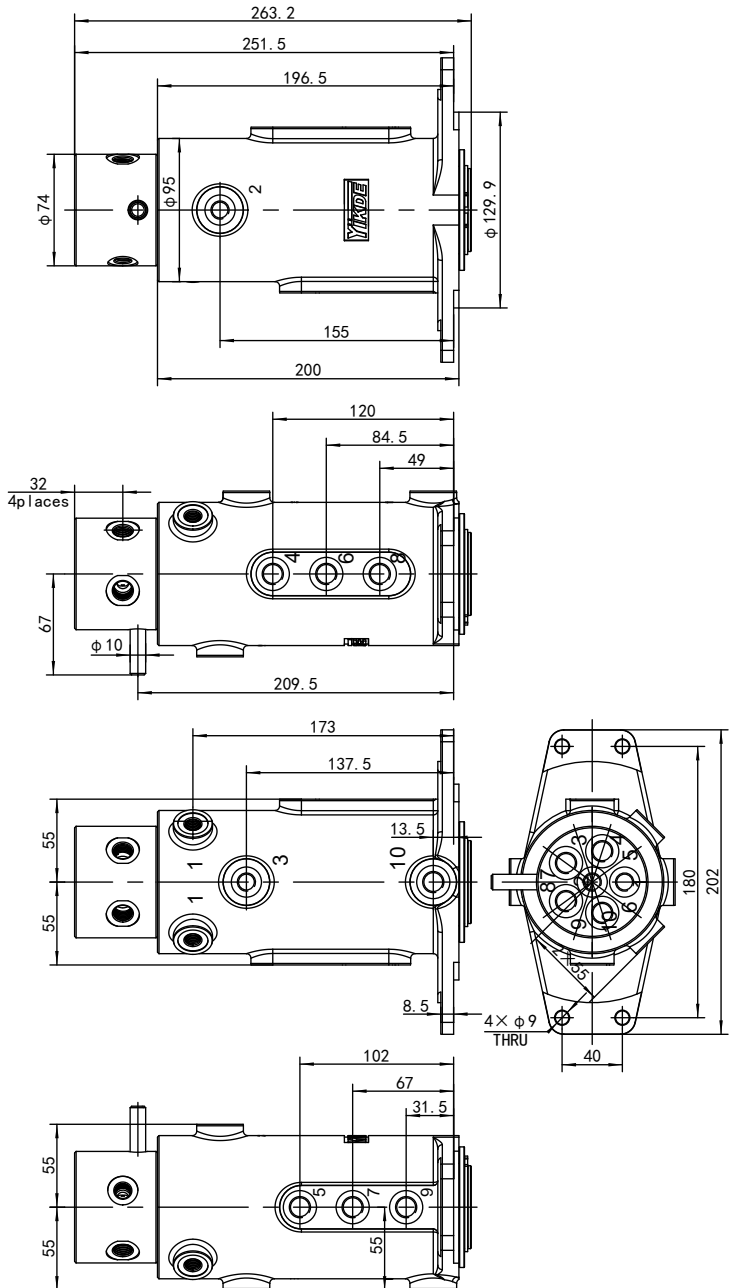


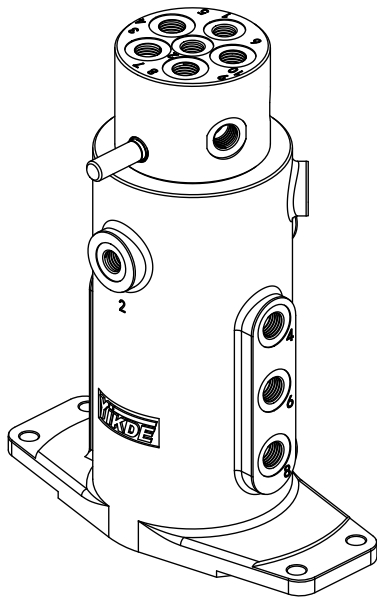
Port



Outline drawing

YHZ-10-2

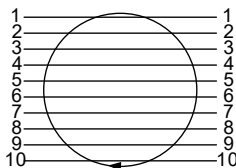




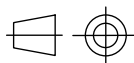
Technical parameters

Parameter	Model	YHZ-10-2
Oil port thread		M12×1.5 D=20 L=13(1~3)
		M14×1.5 D=22 L=13(4~10)
Oil port standard		ISO 9974-1
Max flow		30L/min
Max pressure		25MPa
Diameter		6mm
Rotation ways		10
Starting torque		≤180N.m
Rotation torque		≤140N.m
Rotation speed		≤15r/min
Weight		11.7kg
Operating temperature		-30~100°C
Working medium		46#Anti-wear hydraulic oil
Oil cleanliness		NAS1638 9&ISO4406 20/18/15
Surface protection		Spray painting

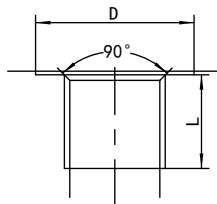
Schematic diagram

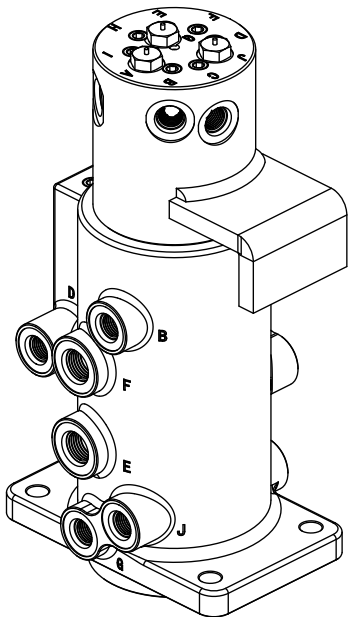


View



Port

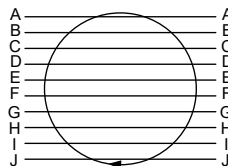




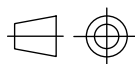
Technical parameters

Parameter	Model	YHZ-10-3
Oil port thread		G1/8 D1=18 L1=10 D2=11.6 L2=1.5(A.G./Rotary axis)
		G1/4 D1=22 L1=13 D2=15.6 L2=2.7(A.G./Rotary body)
		G1/4 D1=22 L1=13 D2=15.6 L2=2.7(B.C.D)
		G3/8 D1=28 L1=15 D2=18.6 L2=2.7(E.F.H.I)
Oil port standard		JIS B 2351
Max flow		20L/min(A.B.C.D.G.J)&40L/min(E.F.H.I)
Max pressure		25MPa
Diameter		6mm(A.B.C.D.G.J)&8mm(E.F.H.I)
Rotation ways		10
Starting torque		≤180N.m
Rotation torque		≤140N.m
Rotation speed		≤15r/min
Weight		13.6kg
Operating temperature		-30~100°C
Working medium		46#Anti-wear hydraulic oil
Oil cleanliness		NAS1638 9&ISO4406 20/18/15
Surface protection		Spray painting

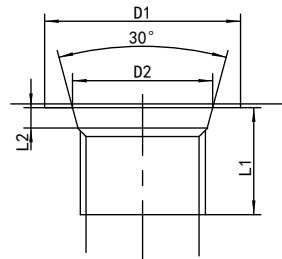
Schematic diagram



View

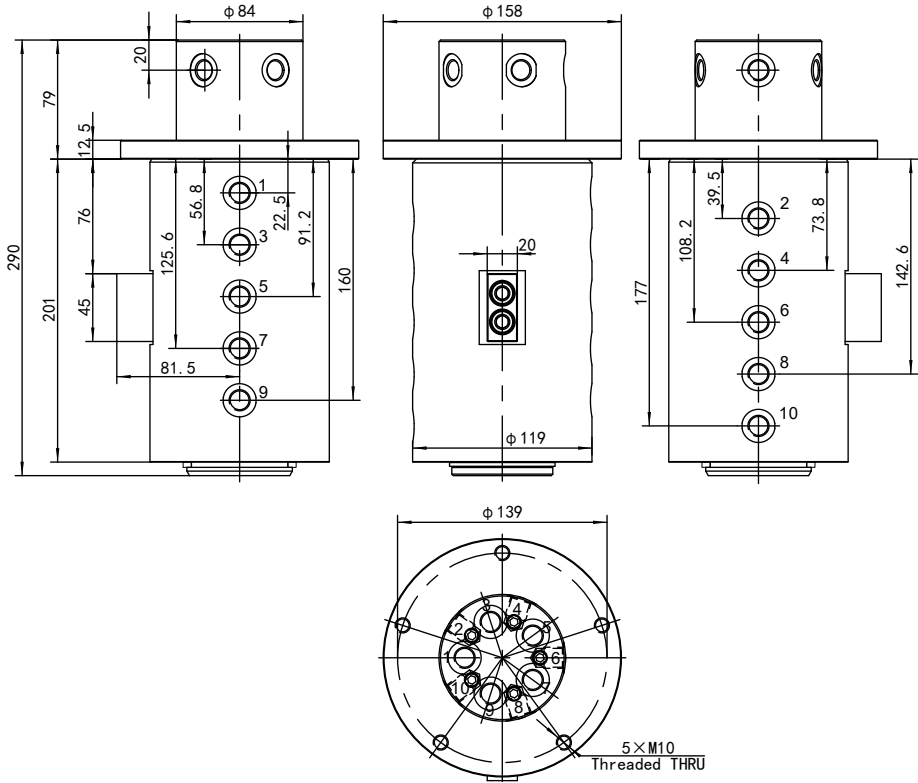


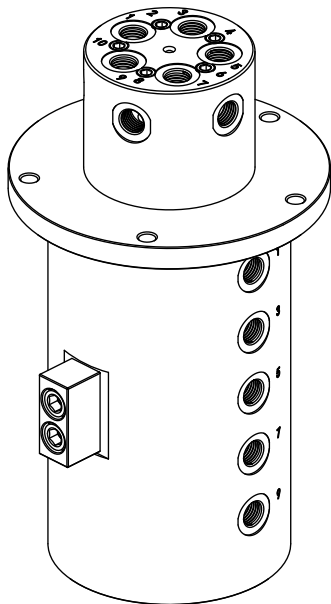
Port



YHZ-10-4

Outline drawing

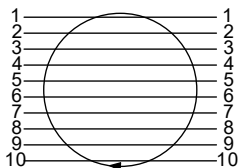




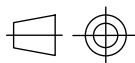
Technical parameters

Parameter	Model	YHZ-10-4
Oil port thread		M14×1.5 D=22 L=13
Oil port standard		ISO 9974-1
Max flow		25L/min
Max pressure		25MPa
Diameter		6mm
Rotation ways		10
Starting torque		≤140N.m
Rotation torque		≤100N.m
Rotation speed		≤15r/min
Weight		19.5kg
Operating temperature		-30~100°C
Working medium		46#Anti-wear hydraulic oil
Oil cleanliness		NAS1638 9&ISO4406 20/18/15
Surface protection		Spray painting

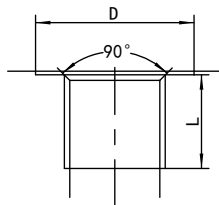
Schematic diagram



View

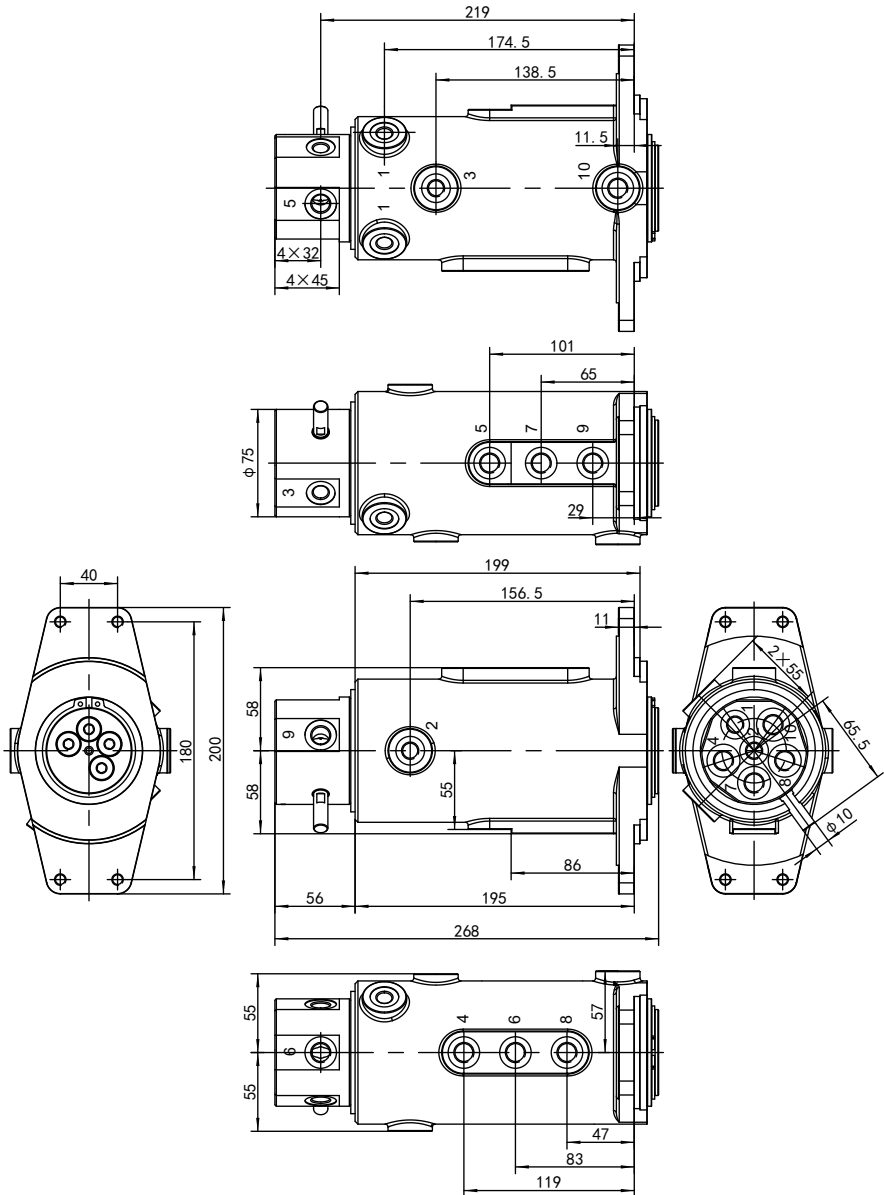


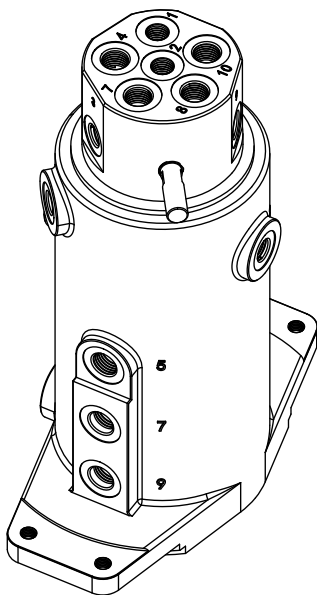
Port



Outline drawing

YHZ-10-5

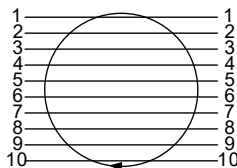




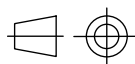
Technical parameters

Parameter	Model	YHZ-10-5
Oil port thread		M12×1.5 D=20 L=13(1~3)
		M14×1.5 D=22 L=13(4~10)
Oil port standard		ISO 9974-1
Max flow		30L/min
Max pressure		25MPa
Diameter		6mm
Rotation ways		10
Starting torque		≤180N.m
Rotation torque		≤140N.m
Rotation speed		≤15r/min
Weight		13.5kg
Operating temperature		-30~100°C
Working medium		46#Anti-wear hydraulic oil
Oil cleanliness		NAS1638 9&ISO4406 20/18/15
Surface protection		Spray painting

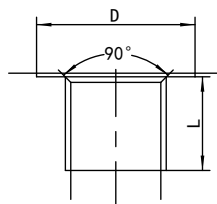
Schematic diagram

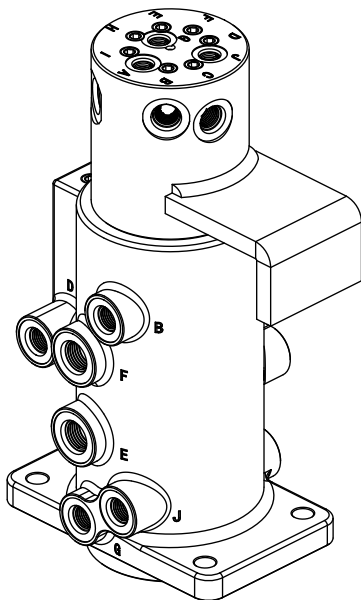


View



Port

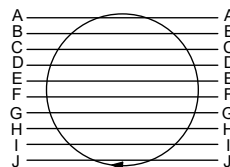




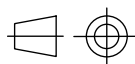
Technical parameters

Parameter	Model	YHZ-10-6
Oil port thread		G1/8 D1=18 L1=10 D2=11.6 L2=1.5(A.G./Rotary axis)
		G1/4 D1=22 L1=13 D2=15.6 L2=2.7(A.G./Rotary body)
		G1/4 D1=22 L1=13 D2=15.6 L2=2.7(B.C.D)
		G3/8 D1=28 L1=15 D2=18.6 L2=2.7(E.F.H.I)
Oil port standard		JIS B 2351
Max flow		20L/min(A.B.C.D.G.J)&40L/min(E.F.H.I)
Max pressure		25MPa
Diameter		6mm(A.B.C.D.G.J)&8mm(E.F.H.I)
Rotation ways		10
Starting torque		≤180N.m
Rotation torque		≤140N.m
Rotation speed		≤15r/min
Weight		13.7kg
Operating temperature		-30~100°C
Working medium		46#Anti-wear hydraulic oil
Oil cleanliness		NAS1638 9&ISO4406 20/18/15
Surface protection		Spray painting

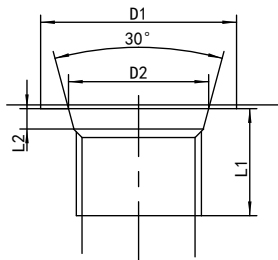
Schematic diagram



View

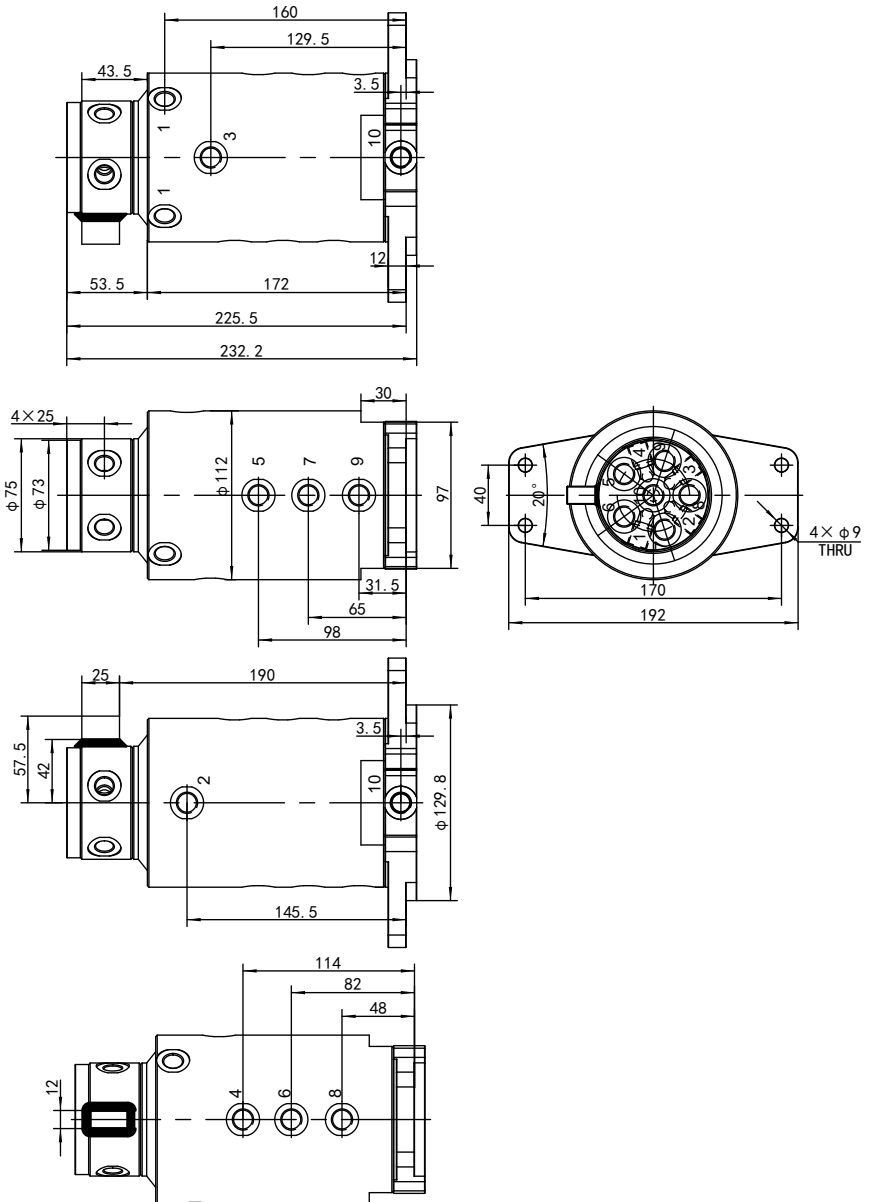


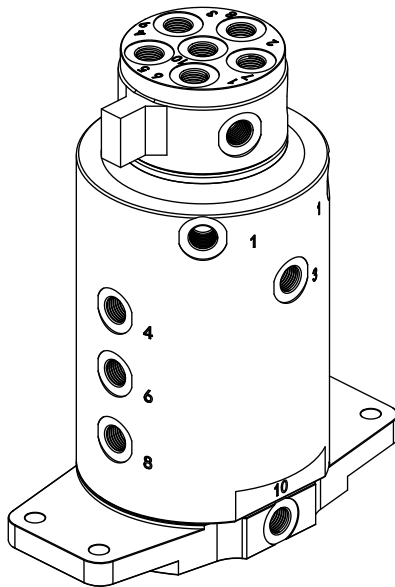
Port



Outline drawing

YHZ-10-9

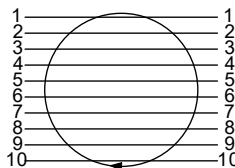




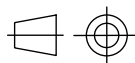
Technical parameters

Parameter	Model	YHZ-10-9
Oil port thread		G1/4 D=22 L=13
Oil port standard		ISO 1179-1
Max flow		15L/min(1~5)&25L/min(4~10)
Max pressure		25MPa(1~9)&0.5MPa(10)
Diameter		6mm
Rotation ways		10
Starting torque		≤140N.m
Rotation torque		≤100N.m
Rotation speed		≤15r/min
Weight		13.3kg
Operating temperature		-30~100°C
Working medium		46#Anti-wear hydraulic oil
Oil cleanliness		NAS1638 9&ISO4406 20/18/15
Surface protection		Spray painting

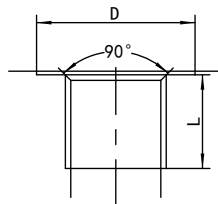
Schematic diagram




View




Port



 Add: No. 2998, Yihua Road, Zoucheng
City, Shandong Province China

 TEL: +86-537-5343334

 MB: +86-15725948888

 E-Mail: 15725948888@163.com

 Web: www.sdykd.com

